

**MEGACONVEY**

Conveyor Belts



**MEGADYNE**



The Company	<b>2</b>
Belts Characteristics & Applications	<b>3</b>
Standard Embossing Profiles	<b>6</b>
Explanation of Megadyne Belting Codes	<b>8</b>
Explanation of Sampla Codes	<b>9</b>
Technical Specifications	<b>10</b>
Recommended Uses	<b>20</b>
Chemical Resistance Table	<b>24</b>

## THE COMPANY

The seeds of Megadyne Sampla's conveyor business were planted in 1962 in a small town near Milan, Italy. The company's pedigree as a cutting edge, innovative industry leader was established early when Sampla Belting was the first Italian company to manufacture PVC conveyor belting. Throughout the years, and overseen by successive generations of family management, Sampla has pursued an aggressive international business expansion policy, opening up fabrication and manufacturing subsidiaries and partnerships throughout the world.

In 2015, Sampla Belting joined Megadyne S.p.A. Italy, a global leader in the manufacture, fabrication and distribution of power transmission and conveyor belting. Now fully integrated within the Megadyne group structure, Sampla's conveyor belting business continues activities under the Megadyne brand name. Megadyne conveyor belts are manufactured at company owned factories in Italy, Turkey and the United States and sold globally through a vast network of subsidiaries, equipment manufacturers and distributor partners.



**SAMPLA BELTING**

The company's innovative spirit continues today, actively designing and developing a broad range of conveyor belting from a variety of synthetic compounds aimed at solving conveying problems in a vast range of industrial applications. Megadyne group and its extensive sales network work in close collaboration with customers to offer efficient and cost effective conveying solutions. True to the company's mission, "Powering global industry," leading international companies rely on Megadyne manufactured belts for their conveying needs. Megadyne is at the forefront of the industry, leading the way in an ever changing global market.

**"We not only meet your belting needs today, we anticipate and prepare to meet your belting needs tomorrow."**



# BELTS CHARACTERISTICS & APPLICATIONS



## **PUCON** (TPU belts)

### **P SERIES** “Polyurethane”

85, 88 or 92 Shore A polyurethane belts. This series features excellent resistance to vegetable, animal, and mineral fats and oils, as well as many other chemical products. P series belts are suitable for contact with all kinds of food products as per FDA/USDA and European regulations.

High resistance to abrasion. Belts are available both antistatic and not-antistatic with rigid and/or flexible weft. Specific types are indicated for power turn conveyors and for metal detectors. The P series also has belts with spun fabrics.

### **MB SERIES** “Megablue”

95 Shore A hardness blue homogeneous PU belts. Belts in this range are 100% extruded TPU with no fabric that can be exposed to contamination. Belts in this series are best suited for applications where hygiene is paramount, like meat, poultry or fish processing. Belts are available smooth with drive teeth on a 1” or 2” pitch and all belts in this range can be finger spliced.

## **FABCON** (Fabric belts-bxb)

### **B SERIES** “Bare”

Polyester fabric conveyor belts with PU impregnated fabrics having low coefficient of friction. Highly resistant to abrasion. Suitable for single load conveying, cutting benches, textile industry applications, conveyors with lateral push, and roll-up doors. Also recommended for use in presence of grease, oily or fatty substances and non-aggressive chemical agents.

### **R SERIES** “Raw”

Raw fabric (bare by bare) belts with fabric surfaces made of polyester, cotton, or a special cotton/polyester blend designed to cleanly release dough in bakery applications. Available with a rigid or flexible weft with PU or PVC interply, these belts are mainly used to convey fresh dough, baked goods and bread, both before and after the oven. These belts are also suitable for use on packaging machines with or without product accumulation.

## **PVCEXCON** (PVC- oil and fat resistant)

### **E SERIES** “Elevator”

White 75 Shore A food approved and ATEX certified PVC belts. Belts are antistatic and flame retardant per DIN & ISO norms and are suitable for use in most environments with risk of explosion. Suitable for all phases of sugar processing and as a bucket elevator in flour mills, citrus processing and preservatives industry.

# BELTS CHARACTERISTICS & APPLICATIONS

## **PVCEXCON** (PVC- oil and fat resistant)

### **F SERIES** “Food”

Food grade PVC belts. Good resistance to animal fats, vegetables, and mineral oils. These belts are suitable for conveying food as per FDA and European regulations. The ‘F’ SERIES also includes belts with blue covers designated as ‘BL’. Type F10/AB has an antibacterial cover and supports HACCP requirements. Double cover belts are used in agriculture as well as food processing industries. Types with flexible weft such as F21 are suitable for power turn or curve conveyors.

Type F21/K is embossed with an original Sampla horse shoe shaped structure for incline conveying of bulk products. Type F61/10.5 is also used as an elevator belt for fat and oily products where there is no risk of explosion.




## **PVCCON** (PVC- limited oil resistant)

### **D SERIES** “Duro=hard”

90° Shore A top cover. Matt surface PVC. High resistance to abrasion of the carrying surface. Conveyors for product accumulation and transverse detectors, magnetic elevators for cans, wood shaving equipment, cutting machines and automatic die cutting machines.

### **G SERIES** “Grinding”

55 Shore A cover hardness. Belts with special impression surfaces for use on wood polishing, gauging and sanding machines, and gypsum board manufacturing.



### **L SERIES** “Low hardness”

Soft, 46 to 55 Shore A PVC cover hardness belts. Belts in this range have a very elastic and soft cover with a high coefficient of friction. The large variety of patterns ensures the availability of the right belt for any application where a high grip is required. “H” saw-tooth structure is used on steep conveyors. Type L91/V is specific for marble and ceramic polishing machines whenever a high coefficient of friction is required.

### **MG SERIES** “Marble & Granite”

55 Shore A cover hardness PVC belts specifically designed for marble, granite, ceramic polishing and gauging machines. Bottom side fabric has a PU impregnation for a low coefficient of friction. These belts usually feature a 4 ply carcass with very low elongation and high resistance to cutting. When embossed with the “Y” and “H2” surface structure it allows for easy draining of water and no movement of the marble slab or ceramic product conveyed during polishing.



# BELTS CHARACTERISTICS & APPLICATIONS



**PVCCON** (PVC- limited oil resistant)

## **N SERIES** “Nero/Black”

PVC construction with different cover hardness depending on various possible uses. All types are self-extinguishing / flame retardant as per DIN – ISO AFNOR norms. These belts are used in airport, postal and logistic installations, where low-noise, flame retardant and antistatic properties are requested for safety reasons. Dock-shelter belts are available both with rigid and flexible weft.

## **U SERIES** “Universal”

74 Shore A hardness PVC belts with good resistance to abrasion and cutting. Suitable for conveying in the presence of mineral oils, hydrocarbons, and detergents. Standard belts for general conveying purposes. Big variety of characteristics combinations and top cover structures to meet all possible conveying requirements. Types U61/V, U91/V and U121/4F are used for stone and ceramics processing machines and have specially designed top cover structures for those applications.

## **T SERIES** “Treadmill”

Conveyor belts designed for treadmill applications, available with four different patterns and one or two ply versions.



**POLYCON** (Polyolefin belts)

## **V SERIES**

92 Shore A cover hardness. Belts with transparent Polyolefin cover and polyester fabrics. Conveyor belts specially designed for tobacco processing plants and approved for use by the major tobacco manufacturers.

**SILICON** (Silicone)

## **H SERIES**

Conveyor belts with non-toxic and non-adhesive silicone covers and polyester fabrics.

Used on automatic packaging machines, wrapping machines or any other types or use where non-adhesive conveyor belts are necessary. Very good release properties and therefore ideal for conveying of sticky products.



**FELTCON** (Felt belts)


## **SAM SERIES**

SAM belts are made with polyester felt covers impregnated with a special rubber blend. Excellent resistance to abrasion and to temperatures up to 120° C when metal laced. Good resistance to oils, fats and many chemical agents. Conveyor belts are mainly used in the car panel stamping industry as well as in postal, airport and logistics installations. Antistatic versions of the SAM belts are used in electronic, optical, and computer industry.

# STANDARD EMBOSSING PROFILES


## A STRUCTURE

Matt Finish




## B STRUCTURE

Mini Rough Top




## BW STRUCTURE

Basket Weave




## C STRUCTURE

Coin/Button Top




## E STRUCTURE

Inverted Oval




## F STRUCTURE

Snake Skin




## H STRUCTURE

Staggered Saw Tooth 1



## H2 STRUCTURE

Staggered Saw Tooth 2




## K STRUCTURE

Horse Shoe




## L STRUCTURE

Sand Blast/Rough




## LG STRUCTURE

Longitudinal Groove



## M STRUCTURE


Rough Top



# STANDARD EMBOSSING PROFILES


## **N STRUCTURE**

Light Fabric




## **P STRUCTURE**

Low Supergrip




## **R STRUCTURE**

Rhombus/Waffle Top



## **RV STRUCTURE**

Low Nipple Top




## **T STRUCTURE**

Saw Tooth




## **V STRUCTURE**

Nipple Top




## **Y STRUCTURE**

Y Structure



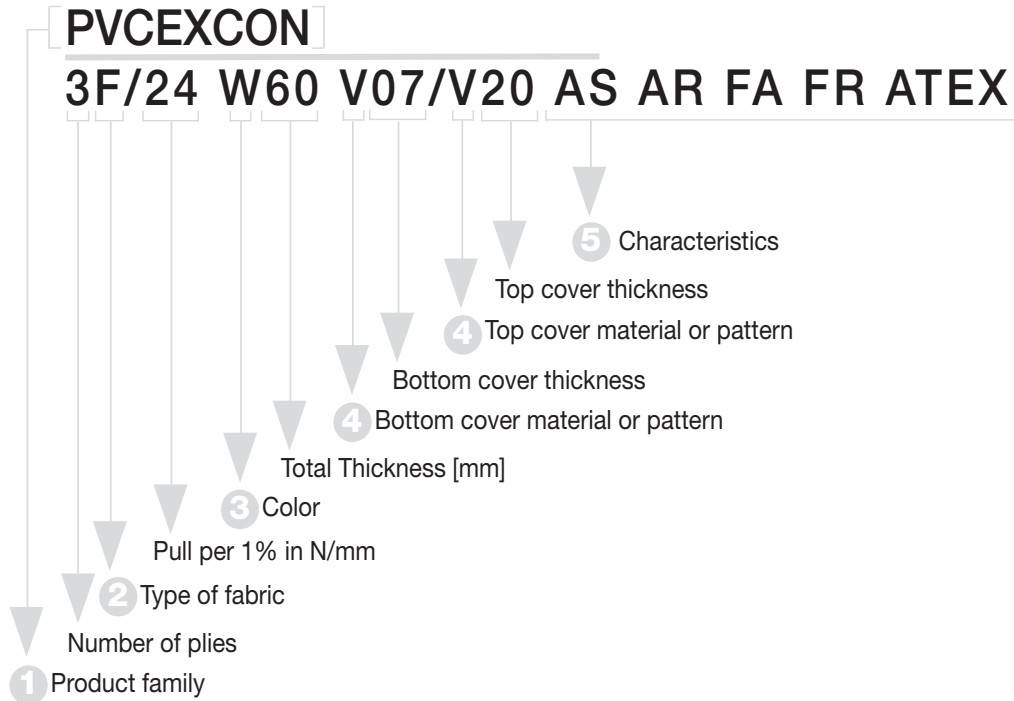
## **Z STRUCTURE**

Negative Pyramid





# EXPLANATION OF MEGADYNE BELTING CODES














## 1 Product family

<b>PVCCON</b>	PVC, LIMITED OIL RESISTANT
<b>PVCEXCON</b>	PVC, OIL AND FAT RESISTANT
<b>FABCON</b>	FABRIC
<b>PUCON</b>	THERMOPLASTIC POLYURETHANE
<b>PESCON</b>	THERMOPLASTIC COPOLYESTER
<b>POLYCON</b>	POLYOLEFINE
<b>FELTCON</b>	FELT
<b>SILCON</b>	SILICONE
<b>NITCON</b>	SYNTHETIC RUBBER
<b>MEGABLUE</b>	THERMOPLASTIC POLYURETHANE

## 2 Type of fabric

<b>LR</b>	LIGHT RIGID
<b>R</b>	RIGID
<b>RR</b>	EXTRA RIGID
<b>F</b>	FLEXIBLE
<b>C</b>	100% COTTON
<b>RC</b>	POLYESTER - COTTON RIGID
<b>FC</b>	POLYESTER - COTTON FLEXIBLE
<b>RX</b>	WHISPER - RIGID
<b>FX</b>	WHISPER - FLEXIBLE
<b>RH</b>	RIGID - HIGH POWER
<b>FH</b>	FLEXIBLE - HIGH POWER
<b>K</b>	FELT

## 3 Color

<b>W</b>		<b>PG</b>		<b>B</b>	
White		Petrol Green		Black	
<b>LB</b>		<b>DG</b>		<b>GN</b>	
Light Blue		Dark Green		Green	
<b>DB</b>		<b>GR</b>		<b>TR</b>	
Dark Blue		Grey		Transparent	
<b>AG</b>		<b>AN</b>			
Apple Green		Anthracite			

The colors printed in this catalogue may not exactly represent the colors of our products.  
 Please request a sample to verify the belt's color.

## 4 Top cover material or pattern

Bottom cover material or pattern

<b>A</b>	MATT FINISH	<b>P</b>	LOW SUPERGRIP	<b>OO</b>	BARE
<b>B</b>	MINI ROUGH TOP	<b>R</b>	RHOMBUS/WAFFLE TOP	<b>UO</b>	TPU IMPREGNATED
<b>BW</b>	BASKET WEAVE	<b>RV</b>	LOW NIPPLE TOP	<b>VO</b>	PVC IMPREGNATED
<b>C</b>	COIN/BUTTON TOP	<b>T</b>	SAW TOOTH	<b>EO</b>	POLYESTER IMPREGNATED
<b>E</b>	INVERTED OVAL	<b>V</b>	NIPPLE TOP	<b>YO</b>	POLYOLEFINE IMPREGNATED
<b>F</b>	SNAKE SKIN	<b>Y</b>	Y STRUCTURE	<b>RO</b>	RUBBER IMPREGNATED
<b>H</b>	STAGGERED SAW TOOTH 1	<b>Z</b>	NEGATIVE PYRAMID	<b>SO</b>	SILICONE IMPREGNATED
<b>H2</b>	STAGGERED SAW TOOTH 2			<b>V....</b>	PVC COATED
<b>K</b>	HORSE SHOE			<b>U....</b>	PU COATED
<b>L</b>	SAND BLAST/ROUGH			<b>E....</b>	POLYESTER COATED
<b>LG</b>	LONGITUDINAL GROOVE			<b>Y....</b>	POLYOLEFINE COATED
<b>M</b>	ROUGH TOP			<b>S....</b>	SILICONE COATED
<b>N</b>	LIGHT FABRIC				

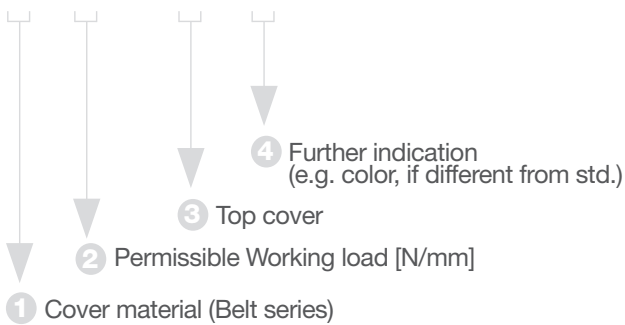
## 5 Characteristics

<b>AS</b>	ANTISTATIC
<b>AR</b>	ABRASION RESISTANT
<b>CR</b>	CUT RESISTANT
<b>FA</b>	FOOD APPROVED
<b>AB</b>	ANTIMICROBIAL
<b>FR</b>	FLAME RETARDANT
<b>TR</b>	TEAR RESISTANT
<b>ATEX</b>	ATEX CERTIFIED
<b>PR</b>	PYROLYSIS RESISTANT
<b>HR</b>	HYDROLYSIS RESISTANT

# EXPLANATION OF SAMPLA CODES

## BELTS WITH NO COVERS OR COVERED ONE SIDE

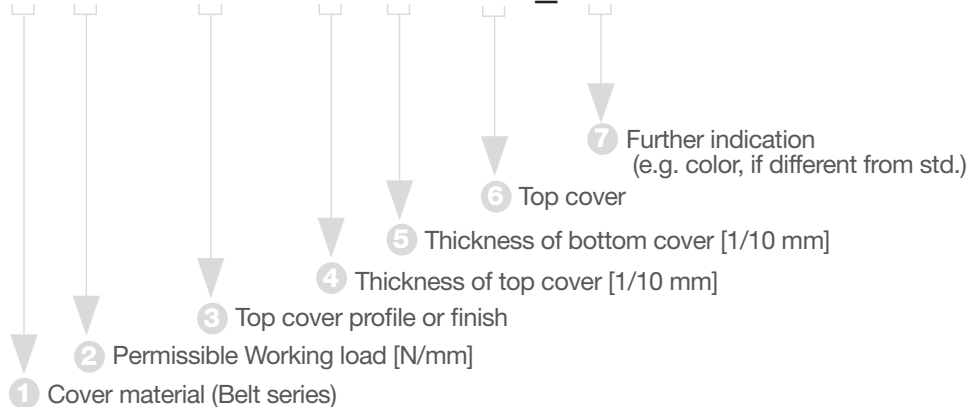
F 20 / T BL



- 1st letter – Indicates the belt series – in the example F series (Food grade PVC)
- 2nd - Number :
  - 1 - Maximum permissible working load in daN/cm or N/mm. By ISO R283 and DIN 22102 this value is 10% of the breaking load for safety reasons. In the example – 20N/mm.
  - 2 - Originally, the final number ZERO indicates RIGID weft. The ODD number indicates FLEXIBLE one. Newer part numbers may not follow this rule. In the example - Rigid
- 3rd Letter: if any, indicates the top cover profile or finish. In the example – T (Sawtooth)
- 4th Letter: if any, indicates the color if it is different from the standard color of the series. In the example Blue.


## BELTS WITH DOUBLE COVER

U 21 / LG / 07.05 / Z \_AG



- 1st Letter – Indicates the belt series.  
In the example U series (Universal conveying PVC)
- 2nd Number :
  - 1- Maximum permissible working load in daN/cm or N/mm. By ISO R283 and DIN 22102 this value is 10% of the breaking load for safety reasons. In the example – 20N/mm.
  - 2- Originally, the final number ZERO indicates RIGID weft. The ODD number indicates FLEXIBLE one. Newer part numbers may not follow this rule. In the example - Flexible
- 3rd Letter: if any, indicates the top cover profile or finish. In the example – LG (Longitudinal Groove)
- 4th Number: indicates the thickness of the top cover in 1/10mm. In the example: 0.7mm
- 5th Number: indicates the thickness of the bottom cover in 1/10mm. In the example 0.5mm
- 6th Letter: indicates the bottom cover profile or finish. In the example – Z (Negative pyramid)
- 7th Letter: if any, indicates the color if it is different from the standard color of the series. In the example above the color is Apple Green

# TECHNICAL SPECIFICATIONS



## 1 Product family

PVCCON	PVC, LIMITED OIL RESISTANT
PVCEXCON	PVC, OIL AND FAT RESISTANT
FABCON	FABRIC
PUCON	THERMOPLASTIC POLYURETHANE
PESCON	THERMOPLASTIC COPOLYESTER
POLYCON	POLYOLEFINE
FELTCON	FELT
SILCON	SILICONE
NITCON	SYNTHETIC RUBBER
MEGABLUE	THERMOPLASTIC POLYURETHANE

## 2 Type of fabric

LR	LIGHT RIGID
R	RIGID
RR	EXTRA RIGID
F	FLEXIBLE
C	100% COTTON
RC	POLYESTER - COTTON RIGID
FC	POLYESTER - COTTON FLEXIBLE
RX	WHISPER - RIGID
FX	WHISPER - FLEXIBLE
RH	RIGID - HIGH POWER
FH	FLEXIBLE - HIGH POWER
K	FELT

## 3 Color

<b>W</b>		<b>PG</b>		<b>B</b>	
White		Petrol Green		Black	
<b>LB</b>		<b>DG</b>		<b>GN</b>	
Light Blue		Dark Green		Green	
<b>DB</b>		<b>GR</b>		<b>TR</b>	
Dark Blue		Grey		Transparent	
<b>AG</b>		<b>AN</b>			
Apple Green		Anthracite			

BELT SERIE	SAMPLA REF	ARTICLE NO		DESCRIPTION	MATERIAL	PLIES	TYPE OF FABRIC	HARDNESS (SHA)
P	P6	KD1WH0803	PUCON	1LR/5 W08 U0/U03 AS FA	TPU	1	LR	88
	P6/A	KD1WH0802	PUCON	1LR/5 W08 U0/U03A AS FA	TPU	1	LR	88
	P6/A non-AS	KD1WH0801	PUCON	1LR/5 W08 U0/U03A FA	TPU	1	LR	88
	P6/A/BL	KD1LB0802	PUCON	1LR/5 LB08 U0/U03A AS FA	TPU	1	LR	88
	P6/A/DB PX	KD1DB0801	PUCON	1R/5 DB08 U0/U03A AS FA HR	TPU	1	R	86
	PV6/A	KD1DG0801	PUCON	1LR/5 DG08 U0/U03A AS FA	TPU	1	LR	92
	P11/A	KD1WH1102	PUCON	1LR/4 W11 U0/U05A AS AR FA	TPU	1	LR	88
	P11/A non-AS	KD1WH1101	PUCON	1LR/4 W11 U0/U05A AR FA	TPU	1	LR	88
	P7/A	KD1WH1301	PUCON	1RR/7 W13 U0/U05A AS FA	TPU	1	RR	88
	P7/Z	KD1WH1501	PUCON	1RR/7 W15 U0/Z AS FA	TPU	1	RR	88
	P8	KD2WH1302	PUCON	2LR/8 W13 U0/U03 AS FA	TPU	2	LR	92
	P8/A	KD2WH1303	PUCON	2LR/8 W13 U0/U03A AS FA	TPU	2	LR	92
	P8/A BF	KD2WH1401	PUCON	2F/6 W14 U0/U03A FA	TPU	2	F	88
	P8/A/BL	KD2LB1301	PUCON	2LR/8 LB13 U0/U03A AS FA	TPU	2	LR	92
	P8/Z/BL	KD2LB1501	PUCON	2LR/8 LB15 U0/Z AS FA	TPU	2	LR	92
	PV8/A	KD2DG1301	PUCON	2LR/8 DG13 U0/U03A AS FA	TPU	2	LR	92
	P9/A	KD2WH1301	PUCON	2LR/6 W13 U0/U03A AS FA	TPU	2	LR	92
	P9/A PX	KD2WH1304	PUCON	2LR/6 W13 U0/U03A AS FA HR	TPU	2	LR	86
	P9/Z	KD2WH1501	PUCON	2LR/6 W15 U0/Z AS FA	TPU	2	LR	92
	P9/A/DB PX	KD2DB1301	PUCON	2LR/6 DB13 U0/U03A AS FA HR	TPU	2	LR	86
	P9/A/BL	KD2LB1302	PUCON	2LR/6 LB13 U0/U03A AS FA	TPU	2	LR	92
	P10/A	KD2WH1601	PUCON	2LR/8 W16 U0/U04A AS FA	TPU	2	LR	92
	P10/A/BL	KD2LB1602	PUCON	2LR/8 LB16 U0/U04A AS FA	TPU	2	LR	92
	P20/A	KD2WH2401	PUCON	2R/13 W24 U0/U06A AS AR FA	TPU	2	R	92
	P20/A/BL	KD2LB2401	PUCON	2R/13 LB24 U0/U06A AS AR FA	TPU	2	R	92
	PV10/A	KD2DG1601	PUCON	2LR/8 DG16 U0/U04A AS FA	TPU	2	LR	92
	P13/A/BN	KD1WH1801	PUCON	1RH/20 W18 U0/U03A AS AR FA	TPU	1	RH	92
	P19/B	KD2WH2402	PUCON	2R/8 W24 U0/B AR FA	TPU	2	R	88
	P20/B	KD2WH2801	PUCON	2R/13 W28 U0/B AS FA AR	TPU	2	R	92
	P21/A/TR	KD2TR1901	PUCON	2LR/8 TR19 U0/U05A AS AR FA	TPU	2	LR	92
	P22/A/TR	KD2TR2301	PUCON	2LR/8 TR23 U0/U09A AS AR FA	TPU	2	LR	92
	P24/A/TR	KD2TR4001	PUCON	2R/15 TR40 U0/U18A AS AR FA	TPU	2	R	92
	P24/A/DG	KD2DG4001	PUCON	2R-RX/14 DG40 U0/U20A AS AR FA	TPU	2	RX	88
PN20/A	KD2BL2301	PUCON	2R/13 B23 00/U05A AR	TPU	2	R	92	
PN30/A	KD3BL2501	PUCON	3R/50 B25 00/U04A AR	TPU	3	R	92	
P350/A/NR	KD3BL2601	PUCON	3RH/50 B26 00/U04A AR	TPU	3	RH	92	
F	F6	KB1WH1201	PVCEXCON	1LR/5 W12 U0/V07 FA	PVC	1	LR	72
	F10	KB2WH2003	PVCEXCON	2LR/8 W20 U0/V05 FA	PVC	2	LR	72
	F10/AB	KB2DB2002	PVCEXCON	2LR/8 DB20 U0/V05 FA AB	PVC	2	LR	72
	F10/BL	KB2DB2001	PVCEXCON	2LR/8 DB20 U0/V05 FA	PVC	2	LR	72

# TECHNICAL SPECIFICATIONS

## 4 Top cover material or pattern


Bottom cover material or pattern

00 BARE	A MATT FINISH	P LOW SUPERGRIP	AS ANTISTATIC
U0 TPU IMPREGNATED	B MINI ROUGH TOP	R RHOMBUS/WAFFLE TOP	AR ABRASION RESISTANT
V0 PVC IMPREGNATED	BW BASKET WEAVE	RV LOW NIPPLE TOP	CR CUT RESISTANT
E0 POLYESTER IMPREGNATED	C COIN/BUTTON TOP	T SAW TOOTH	FA FOOD APPROVED
Y0 POLYOLEFINE IMPREGNATED	E INVERTED OVAL	V NIPPLE TOP	AB ANTIMICROBIAL
R0 RUBBER IMPREGNATED	F SNAKE SKIN	Y Y STRUCTURE	FR FLAME RETARDANT
S0 SILICONE IMPREGNATED	H STAGGERED SAW TOOTH 1	Z NEGATIVE PYRAMID	TR TEAR RESISTANT
V.... PVC COATED	H2 STAGGERED SAW TOOTH 2		ATEX ATEX CERTIFIED
U.... PU COATED	K HORSE SHOE		PR PYROLYSIS RESISTANT
E.... POLYESTER COATED	L SAND BLAST/ROUGH		HR HYDROLYSIS RESISTANT
Y.... POLYOLEFINE COATED	LG LONGITUDINAL GROOVE		
S.... SILICONE COATED	M ROUGH TOP		
	N LIGHT FABRIC		

## 5 Characteristics

TOTAL THICKNESS		WEIGHT		WORKING TEMPERATURE		Pull per %1		MIN PULLEY DIAMETER NORM FLEXING		MIN PULLEY DIAMETER BACK FLEXING		PRODUCTION WIDTH	
mm	in	kg/m <sup>2</sup>	lbs/ft <sup>2</sup>	C°	F°	N/mm	Lbf/in	mm	in	mm	in	mm	in
0,80	0.03	0,80	0.16	-30 / +100	-22 / +212	5	29	4	0.16	8	0.31	3000	118.11
0,80	0.03	0,80	0.16	-30 / +100	-22 / +212	5	29	4	0.16	8	0.31	3000	118.11
0,80	0.03	0,80	0.16	-30 / +100	-22 / +212	5	29	4	0.16	8	0.31	3000	118.11
0,80	0.03	0,80	0.16	-30 / +100	-22 / +212	5	29	4	0.16	8	0.31	3000	118.11
0,80	0.03	0,80	0.16	-30 / +100	-22 / +212	5	29	4	0.16	8	0.31	3000	118.11
0,80	0.03	0,80	0.16	-30 / +100	-22 / +212	5	29	4	0.16	8	0.31	3000	118.11
1,1	0.04	1,3	0.27	-30 / +100	-22 / +212	4	23	4	0.16	8	0.31	2700	106.30
1,1	0.04	1,3	0.27	-30 / +100	-22 / +212	4	23	4	0.16	8	0.31	2700	106.30
1,3	0.05	1,3	0.27	-30 / +100	-22 / +212	7	40	10	0.39	30	1.18	3200	125.98
1,5	0.06	1,3	0.27	-30 / +100	-22 / +212	7	40	10	0.39	30	1.18	3100	122.05
1,3	0.05	1,4	0.29	-30 / +100	-22 / +212	8	46	20	0.79	30	1.18	3000	118.11
1,3	0.05	1,4	0.29	-30 / +100	-22 / +212	8	46	20	0.79	30	1.18	3000	118.11
1,4	0.06	1,6	0.33	-30 / +100	-22 / +212	6	34	30	1.18	50	1.97	3000	118.11
1,3	0.05	1,4	0.29	-30 / +100	-22 / +212	8	46	20	0.79	30	1.18	3000	118.11
1,5	0.06	1,4	0.29	-30 / +100	-22 / +212	8	46	20	0.79	30	1.18	3000	118.11
1,3	0.05	1,4	0.29	-30 / +100	-22 / +212	8	46	20	0.79	30	1.18	3000	118.11
1,3	0.05	1,4	0.29	-30 / +100	-22 / +212	6	34	6	0.24	8	0.31	3200	125.98
1,3	0.05	1,4	0.29	-30 / +100	-22 / +212	6	34	6	0.24	8	0.31	3200	125.98
1,5	0.06	1,4	0.29	-30 / +100	-22 / +212	6	34	6	0.24	8	0.31	3100	122.05
1,3	0.05	1,4	0.29	-30 / +100	-22 / +212	6	34	6	0.24	8	0.31	3200	125.98
1,3	0.05	1,4	0.29	-30 / +100	-22 / +212	6	34	6	0.24	8	0.31	3200	125.98
1,6	0.06	1,8	0.37	-30 / +100	-22 / +212	8	46	40	1.57	70	2.76	3000	118.11
1,6	0.06	1,8	0.37	-30 / +100	-22 / +212	8	46	40	1.57	70	2.76	3000	118.11
2,4	0.09	2,6	0.53	-30 / +100	-22 / +212	13	74	80	3.15	100	3.94	3000	118.11
2,4	0.09	2,6	0.53	-30 / +100	-22 / +212	13	74	80	3.15	100	3.94	3000	118.11
1,6	0.06	1,8	0.37	-30 / +100	-22 / +212	8	46	40	1.57	70	2.76	3000	118.11
1,8	0.07	1,75	0.37	-30 / +100	-22 / +212	20	114	20	0.79	30	1.18	3000	118.11
2,4	0.09	2,3	0.47	-30 / +100	-22 / +212	8	46	70	2.76	90	3.54	3000	118.11
2,8	0.11	2,6	0.53	-30 / +100	-22 / +212	13	74	80	3.15	100	3.94	3000	118.11
1,9	0.07	2,2	0.45	-30 / +100	-22 / +212	8	46	40	1.57	70	2.76	3000	118.11
2,3	0.09	2,7	0.55	-30 / +100	-22 / +212	8	46	50	1.97	70	2.76	3000	118.11
4	0.16	4,6	0.94	-30 / +100	-22 / +212	15	86	100	3.94	140	5.51	3000	118.11
4	0.16	4,8	0.98	-30 / +100	-22 / +212	14	80	100	3.94	140	5.51	3000	118.11
2,3	0.09	2,7	0.55	-30 / +100	-22 / +212	13	74	80	3.15	130	5.12	3000	118.11
2,5	0.10	2,9	0.59	-30 / +100	-22 / +212	50	286	100	3.94	130	5.12	3200	125.98
2,6	0.10	2,9	0.59	-30 / +100	-22 / +212	50	286	100	3.94	130	5.12	3200	125.98
1,2	0.05	1,4	0.29	-10 / +70	+15 / +158	5	29	10	0.39	20	0.79	3000	118.11
2	0.08	2,4	0.49	-10 / +70	+15 / +158	8	46	30	1.18	50	1.97	3000	118.11
2	0.08	2,4	0.49	-10 / +70	+15 / +158	8	46	30	1.18	50	1.97	3000	118.11
2	0.08	2,4	0.49	-10 / +70	+15 / +158	8	46	30	1.18	50	1.97	3000	118.11

# TECHNICAL SPECIFICATIONS



## 1 Product family

PVCCON	PVC, LIMITED OIL RESISTANT
PVCEXCON	PVC, OIL AND FAT RESISTANT
FABCON	FABRIC
PUCON	THERMOPLASTIC POLYURETHANE
PESCON	THERMOPLASTIC COPOLYESTER
POLYCON	POLYOLEFINE
FELTCON	FELT
SILCON	SILICONE
NITCON	SYNTHETIC RUBBER
MEGABLUE	THERMOPLASTIC POLYURETHANE

## 2 Type of fabric

LR	LIGHT RIGID
R	RIGID
RR	EXTRA RIGID
F	FLEXIBLE
C	100% COTTON
RC	POLYESTER - COTTON RIGID
FC	POLYESTER - COTTON FLEXIBLE
RX	WHISPER - RIGID
FX	WHISPER - FLEXIBLE
RH	RIGID - HIGH POWER
FH	FLEXIBLE - HIGH POWER
K	FELT

## 3 Color

<b>W</b>		<b>PG</b>		<b>B</b>	
White		Petrol Green		Black	
<b>LB</b>		<b>DG</b>		<b>GN</b>	
Light Blue		Dark Green		Green	
<b>DB</b>		<b>GR</b>		<b>TR</b>	
Dark Blue		Grey		Transparent	
<b>AG</b>		<b>AN</b>			
Apple Green		Anthracite			

BELT SERIE	SAMPLA REF	ARTICLE NO	DESCRIPTION	MATERIAL	PLIES	TYPE OF FABRIC	HARDNESS (SHA)	
<b>F</b>	F10/Z	KB2WH2301	PVCEXCON 2LR/8 W23 U0/Z FA	PVC	2	LR	72	
	F10/09.0	KB2WH2402	PVCEXCON 2LR/8 W24 U0/V09 FA	PVC	2	LR	72	
	F10/09.0/BL	KB2DB2402	PVCEXCON 2LR/8 DB24 U0/V09 FA	PVC	2	LR	72	
	F20	KB2WH2604	PVCEXCON 2R/12 W26 U0/V08 FA	PVC	2	R	72	
	F21	KB2WH2601	PVCEXCON 2F/12 W26 U0/V08 FA	PVC	2	F	72	
	F21/BL	KB2DB2602	PVCEXCON 2F/12 DB26 U0/V08 FA	PVC	2	F	72	
	F10/09.0/RV	KB2WH2702	PVCEXCON 2LR/8 W27 U0/RV FA	PVC	2	LR	72	
	F21/12.0	KB2WH3002	PVCEXCON 2F/12 W30 U0/V12 FA	PVC	2	F	72	
	F30	KB3WH3801	PVCEXCON 3R/16 W38 U0/V08 FA	PVC	3	R	72	
	F31	KB3WH3803	PVCEXCON 3F/14 W38 U0/V08 FA	PVC	3	F	72	
	F20/06.06/Z/BL	KB2DB3001	PVCEXCON 2R/12 DB30 Z/V06 FA	PVC	2	R	72	
	F21/05.05/Z/BL	KB2DB3003	PVCEXCON 2F/13 DB30 Z/V05 FA	PVC	2	F	72	
	F20/BW/BL	KB2DB2301	PVCEXCON 2R/12 DB23 U0/BW FA	PVC	2	R	55	
	F20/LG/BL	KB2DB3004	PVCEXCON 2R/12 DB30 U0/LG FA	PVC	2	R	55	
	F20/06.06/Z	KB2WH3003	PVCEXCON 2R/12 W30 Z/V06 FA	PVC	2	R	72	
	F21/05.05/Z	KB2WH3001	PVCEXCON 2F/13 W30 Z/V05 FA	PVC	2	F	72	
	F21/10.05/Z	KB2WH3601	PVCEXCON 2F/13 W36 Z/V10 FA	PVC	2	F	72	
	F21/Z/T/BL	KB2DB5701	PVCEXCON 2F/15 DB57 Z/T FA	PVC	2	F	65	
	F31/08.09/Z	KB3WH4501	PVCEXCON 3F/14 W45 Z/V09 FA	PVC	3	F	72	
	F31/08.15/Z	KB3WH5801	PVCEXCON 3F/14 W58 Z/V15 FA	PVC	3	F	72	
	F61/10.05	KB2WH4601	PVCEXCON 2F/45 W46 V05/V10 FA	PVC	2	F	72	
	F41/06.10	KB3WH5301	PVCEXCON 3F/24 W53 V06/V10 AS FA	PVC	3	F	72	
	F20/T	KB2WH5002	PVCEXCON 2R/12 W50 U0/T FA	PVC	2	R	65	
	F20/M	KB2WH5701	PVCEXCON 2R/12 W57 U0/M FA	PVC	2	R	60	
	F21/K	KB2WH8001	PVCEXCON 2F/12 W80 U0/K FA	PVC	2	F	72	
	<b>E</b>	E21/20.10/ATEX	KB2WH5001	PVCEXCON 2F/16 W50 V08/V20 AS AR FA FR ATEX	PVC	2	F	75
		E31/20.10/ATEX	KB3WH6001	PVCEXCON 3F/24 W60 V07/V20 AS AR FA FR ATEX	PVC	3	F	75
		E31/25.14/ATEX	KB3WH7401	PVCEXCON 3F/24 W74 V14/V25 AS AR FA FR ATEX	PVC	3	F	75
E41/20.08/ATEX		KB4WH7401	PVCEXCON 4F/30 W74 V08/V20 AS AR FA FR ATEX	PVC	4	F	75	
E31/30.13/ATEX		KB3WH9501	PVCEXCON 3F/75 W95 V13/V30 AS AR FA FR ATEX	PVC	3	F	75	
E21/10.10/VR/ATEX		KB2PG4101	PVCEXCON 2F/20 PG41 V10/V10 AS AR FA FR ATEX	PVC	2	F	75	
E31/20.07/VR/ATEX		KB3PG6201	PVCEXCON 3F/30 PG62 V07/V20 AS AR FA FR ATEX	PVC	3	F	75	
E41/20.08/VR/ATEX		KB4PG7401	PVCEXCON 4F/35 PG74 V08/V20 AS AR FA FR ATEX	PVC	4	F	75	
<b>R</b>	R4	KC1WH0801	FABCON 1FC/4 W08 V0/V0 FA	FABRIC	1	FC	-	
	R10	KC2WH1201	FABCON 2LR/8 W12 00/00 AS FA	PVC	2	LR	-	
	R11	KC2TR1401	FABCON 2FC/6 TR14 00/00 FA	PVC	2	FC	-	
	R12	KC2WH1802	FABCON 2LR/8 W18 00/00 FA	PVC	2	LR	-	
	R13	KC2TR1001	FABCON 2LR/6 TR10 U0/00 AS FA	TPU	2	LR	-	
	R13/LB	KC2LB1001	FABCON 2LR/6 LB10 U0/U0 AS FA	TPU	2	LR	-	
	R14	KC2WH1401	FABCON 2LR/8 W14 U0/00 FA	TPU	2	LR	-	
	R16	KC2TR1502	FABCON 2R-RX/14 TR15 00/00 AS FA	PVC	2	RX	-	
	R18	KC2TR1901	FABCON 2RC-R/8 TR19 00/00 FA	PVC	2	RC	-	
	R19	KC2TR2401	FABCON 2RC /5 TR24 00/00 FA	PVC	2	RC	-	
	R30	KC3TR3001	FABCON 3FC/8 TR30 00/00 FA	PVC	3	FC	-	

# TECHNICAL SPECIFICATIONS

## 4 Top cover material or pattern


Bottom cover material or pattern

00 BARE	A MATT FINISH	P LOW SUPERGRIP	AS ANTISTATIC
U0 TPU IMPREGNATED	B MINI ROUGH TOP	R RHOMBUS/WAFFLE TOP	AR ABRASION RESISTANT
V0 PVC IMPREGNATED	BW BASKET WEAVE	RV LOW NIPPLE TOP	CR CUT RESISTANT
E0 POLYESTER IMPREGNATED	C COIN/BUTTON TOP	T SAW TOOTH	FA FOOD APPROVED
Y0 POLYOLEFINE IMPREGNATED	E INVERTED OVAL	V NIPPLE TOP	AB ANTIMICROBIAL
R0 RUBBER IMPREGNATED	F SNAKE SKIN	Y Y STRUCTURE	FR FLAME RETARDANT
S0 SILICONE IMPREGNATED	H STAGGERED SAW TOOTH 1	Z NEGATIVE PYRAMID	TR TEAR RESISTANT
V.... PVC COATED	H2 STAGGERED SAW TOOTH 2		ATEX ATEX CERTIFIED
U.... PU COATED	K HORSE SHOE		PR PYROLYSIS RESISTANT
E.... POLYESTER COATED	L SAND BLAST/ROUGH		HR HYDROLYSIS RESISTANT
Y.... POLYOLEFINE COATED	LG LONGITUDINAL GROOVE		
S.... SILICONE COATED	M ROUGH TOP		
	N LIGHT FABRIC		

## 5 Characteristics

TOTAL THICKNESS		WEIGHT		WORKING TEMPERATURE		Pull per %1		MIN PULLEY DIAMETER NORM FLEXING		MIN PULLEY DIAMETER BACK FLEXING		PRODUCTION WIDTH	
mm	in	kg/m <sup>2</sup>	lbs/ft <sup>2</sup>	C°	F°	N/mm	Lbf/in	mm	in	mm	in	mm	in
2,3	0.09	2,4	0.49	-10 / +70	+15 /+158	8	46	30	1.18	50	1.97	3000	118.11
2,4	0.09	2,8	0.57	-10 / +70	+15 /+158	8	46	40	1.57	60	2.36	3000	118.11
2,4	0.09	2,8	0.57	-10 / +70	+15 /+158	8	46	40	1.57	60	2.36	3000	118.11
2,6	0.10	3	0.62	-10 / +70	+15 /+158	12	69	50	1.97	60	2.36	3000	118.11
2,6	0.10	3	0.62	-10 / +70	+15 /+158	12	69	50	1.97	60	2.36	3000	118.11
2,6	0.10	3	0.62	-10 / +70	+15 /+158	12	69	50	1.97	60	2.36	3000	118.11
2,7	0.11	2,8	0.57	-10 / +70	+15 /+158	8	46	40	1.57	60	2.36	3000	118.11
3	0.12	3,7	0.76	-10 / +70	+15 /+158	12	69	80	3.15	100	3.94	3000	118.11
3,8	0.15	4,9	1.00	-10 / +70	+15 /+158	16	91	100	3.94	120	4.72	3000	118.11
3,8	0.15	4,6	0.94	-10 / +70	+15 /+158	14	80	120	4.72	140	5.51	3000	118.11
3	0.12	3,5	0.72	-10 / +70	+15 /+158	12	69	70	2.76	90	3.54	3000	118.11
3	0.12	3,5	0.72	-10 / +70	+15 /+158	13	74	70	2.76	90	3.54	3000	118.11
2,3	0.09	2,6	0.53	-10 / +70	+15 /+158	12	69	50	1.97	90	3.54	3000	118.11
3	0.12	3,2	0.66	-10 / +70	+15 /+158	12	69	35	1.38	50	1.97	3000	118.11
3	0.12	3,5	0.72	-10 / +70	+15 /+158	12	69	70	2.76	90	3.54	3000	118.11
3	0.12	3,5	0.72	-10 / +70	+15 /+158	13	74	70	2.76	90	3.54	3000	118.11
3,6	0.14	4,4	0.90	-10 / +70	+15 /+158	13	74	90	3.54	100	3.94	3000	118.11
5,7	0.22	5,07	1.04	-10 / +70	+15 /+158	15	86	80	3.15	140	5.51	3000	118.11
4,5	0.18	6	1.23	-10 / +70	+15 /+158	14	80	110	4.33	140	5.51	3000	118.11
5,8	0.23	7,4	1.52	-10 / +70	+15 /+158	14	80	140	5.51	180	7.09	3000	118.11
4,6	0.18	5,5	1.13	-10 / +70	+15 /+158	45	257	260	10.24	300	11.81	2400	94.49
5,3	0.21	6,8	1.39	-10 / +70	+15 /+158	24	137	200	7.87	250	9.84	2400	94.49
5	0.20	5	1.03	-10 / +70	+15 /+158	12	69	80	3.15	110	4.33	3000	118.11
5,7	0.22	4,7	0.96	-10 / +70	+15 /+158	12	69	50	1.97	60	2.36	3000	118.11
8	0.31	4,2	0.86	-10 / +70	+15 /+158	12	69	120	4.72	180	7.09	2000	78.74
5	0.20	6,1	1.25	-10 / +70	+15 /+158	16	91	150	5.91	200	7.87	2400	94.49
6	0.24	7,5	1.54	-10 / +70	+15 /+158	24	137	200	7.87	250	9.84	2400	94.49
7,4	0.29	9,4	1.93	-10 / +70	+15 /+158	24	137	300	11.81	350	13.78	2400	94.49
7,4	0.29	9,7	1.99	-10 / +70	+15 /+158	30	171	350	13.78	400	15.75	2400	94.49
9,5	0.37	12	2.46	-10 / +70	+15 /+158	75	428	400	15.75	500	19.69	2400	94.49
4,1	0.16	5,1	1.05	-10 / +70	+15 /+158	20	114	140	5.51	140	5.51	2400	94.49
6,2	0.24	7,7	1.58	-10 / +70	+15 /+158	30	171	250	9.84	300	11.81	2400	94.49
7,4	0.29	9,7	1.99	-10 / +70	+15 /+158	35	200	300	11.81	350	13.78	2400	94.49
0,8	0.03	0,65	0.13	-10 / +70	+15 /+158	4	23	10	0.39	10	0.39	2200	86.61
1,2	0.05	1,3	0.27	-10 / +70	+15 /+158	8	46	30	1.18	30	1.18	3000	118.11
1,4	0.06	1,4	0.29	-10 / +70	+15 /+158	6	34	15	0.59	15	0.59	3000	118.11
1,8	0.07	2,1	0.43	-10 / +70	+15 /+158	8	46	40	1.57	40	1.57	3000	118.11
1	0.04	1,1	0.23	-30 / +100	-22 /+212	6	34	10	0.39	10	0.39	3000	118.11
1	0.04	1,1	0.23	-30 / +100	-22 /+212	6	34	10	0.39	10	0.39	3000	118.11
1,4	0.06	1,5	0.31	-30 / +100	-22 /+212	8	46	30	1.18	30	1.18	3000	118.11
1,5	0.06	1,8	0.37	-10 / +70	+15 /+158	14	80	40	1.57	40	1.57	3000	118.11
1,9	0.07	2,1	0.43	-10 / +70	+15 /+158	8	46	30	1.18	30	1.18	3000	118.11
2,4	0.09	2,3	0.47	-10 / +70	+15 /+158	5	29	40	1.57	40	1.57	3000	118.11
3	0.12	3,5	0.72	-10 / +70	+15 /+158	8	46	60	2.36	60	2.36	3000	118.11

# TECHNICAL SPECIFICATIONS



## 1 Product family

PVCCON	PVC, LIMITED OIL RESISTANT
PVCEXCON	PVC, OIL AND FAT RESISTANT
FABCON	FABRIC
PUCON	THERMOPLASTIC POLYURETHANE
PESCON	THERMOPLASTIC COPOLYESTER
POLYCON	POLYOLEFINE
FELTCON	FELT
SILCON	SILICONE
NITCON	SYNTHETIC RUBBER
MEGABLUE	THERMOPLASTIC POLYURETHANE

## 2 Type of fabric

LR	LIGHT RIGID
R	RIGID
RR	EXTRA RIGID
F	FLEXIBLE
C	100% COTTON
RC	POLYESTER - COTTON RIGID
FC	POLYESTER - COTTON FLEXIBLE
RX	WHISPER - RIGID
FX	WHISPER - FLEXIBLE
RH	RIGID - HIGH POWER
FH	FLEXIBLE - HIGH POWER
K	FELT

## 3 Color

<b>W</b>		<b>PG</b>		<b>B</b>	
White		Petrol Green		Black	
<b>LB</b>		<b>DG</b>		<b>GN</b>	
Light Blue		Dark Green		Green	
<b>DB</b>		<b>GR</b>		<b>TR</b>	
Dark Blue		Grey		Transparent	
<b>AG</b>		<b>AN</b>			
Apple Green		Anthracite			

BELT SERIE	SAMPLA REF	ARTICLE NO	DESCRIPTION	MATERIAL	PLIES	TYPE OF FABRIC	HARDNESS (SHA)
<b>U</b>	U6/05.05/Z/AG	KA1AG2001	PVCCON 1R/6 AG20 Z/V05 AS	PVC	1	R	74
	U10/AG	KA2AG2003	PVCCON 2LR/8 AG20 00/V05 AS	PVC	2	LR	74
	U14/AG	KA2AG2002	PVCCON 2R/12 AG20 00/V05 AS	PVC	2	R	74
	U14/08.0/AG	KA2AG2401	PVCCON 2R/12 AG24 00/V08 AS	PVC	2	R	74
	U14/11.0/AG	KA2AG2703	PVCCON 2R/12 AG27 00/V11 AS	PVC	2	R	74
	U14/15.0/AG	KA2AG3004	PVCCON 2R/12 AG30 00/V15 AS	PVC	2	R	74
	U14/06.06/Z/AG	KA2AG3001	PVCCON 2R/12 AG30 Z/V06 AS	PVC	2	R	74
	U35/06.06/Z/AG	KA3AG4201	PVCCON 3R/16 AG42 Z/V06 AS	PVC	3	R	74
	U6	KA1PG1301	PVCCON 1LR/5 PG13 00/V08 AS	PVC	1	LR	74
	U6/05.05/Z/VR	KA1PG2002	PVCCON 1R/6 PG20 Z/V05 AS	PVC	1	R	74
	U10	KA2PG2001	PVCCON 2LR/8 PG20 00/V05 AS	PVC	2	LR	74
	U10/N	KA2PG2002	PVCCON 2LR/8 PG22 00/N AS	PVC	2	LR	74
	U20	KA2PG2501	PVCCON 2R/12 PG25 00/V09 AS	PVC	2	R	74
	U20/Y	KA2PG2901	PVCCON 2R/12 PG29 00/Y AS	PVC	2	R	74
	U21	KA2PG2601	PVCCON 2F/12 PG26 00/V08 AS	PVC	2	F	74
	U19	KA2PG2703	PVCCON 2LR/8 PG27 00/V12 AS	PVC	2	LR	74
	U20/12.0	KA2PG3003	PVCCON 2R/12 PG30 00/V12 AS	PVC	2	R	74
	U21/05.05/Z	KA2PG3001	PVCCON 2F/13 PG30 Z/V05 AS	PVC	2	F	74
	U20/06.06/Z	KA2PG3002	PVCCON 2R/12 PG30 Z/V06 AS	PVC	2	R	74
	U20/06.06/Z/NR	KA2BL3003	PVCCON 2R/12 B30 Z/V06 AS	PVC	2	R	74
	U20/20.0	KA2PG3701	PVCCON 2R/12 PG37 00/V20 AS	PVC	2	R	74
	U30	KA3PG3801	PVCCON 3R/16 PG38 00/V09 AS	PVC	3	R	74
	U31	KA3PG3803	PVCCON 3F/14 PG38 00/V08 AS	PVC	3	F	74
	U35	KA3PG4501	PVCCON 3R/16 PG45 00/V15 AS	PVC	3	R	74
	U35/Y	KA3PG4901	PVCCON 3R/16 PG49 00/Y AS	PVC	3	R	74
	U30/A/NR	KB3BL5001	PVCEXCON 3R/16 B50 V0/V20A AS AR	PVC	3	R	75
	U35/V	KA3PG5002	PVCCON 3R/16 PG50 00/V AS	PVC	3	R	74
	U61/V	KA3PG6501	PVCCON 3F/40 PG65 V0/V	PVC	3	F	74
	U91/V	KA3PG7001	PVCCON 3F/50 PG70 V0/V	PVC	3	F	74
	U121/4F	KA4PG9001	PVCCON 4F/70 PG90 U0/F	PVC	4	F	74
	U101/V	KA2PG1D01	PVCCON 2F/28 PG100 V0/V	PVC	2	F	74
	<b>L</b>	L20/BW	KA2PG2301	PVCCON 2R-RX/14 PG23 00/BW AS	PVC	2	RX
L30/BW		KA1PG3001	PVCCON 1FH/20 PG30 V0/BW AS	PVC	1	FH	55
L10/F		KA2GR2401	PVCCON 2LR/8 GR24 00/F	PVC	2	LR	46
L10/LG		KA2GR2601	PVCCON 2LR/8 GR26 00/LG	PVC	2	LR	46
L10/Y		KA2GR2801	PVCCON 2LR/8 GR28 00/Y	PVC	2	LR	46
L10/V		KA2PG2401	PVCCON 2LR/8 PG24 00/V	PVC	2	LR	46
L20/LG/NR		KA2BL3008	PVCCON 2R-RX/14 B30 00/LG AS	PVC	2	RX	46
L20/LG/VR	KA2PG3004	PVCCON 2R-RX/14 PG30 00/LG AS	PVC	2	RX	46	

# TECHNICAL SPECIFICATIONS

## 4 Top cover material or pattern

Bottom cover material or pattern


00 BARE	A MATT FINISH	P LOW SUPERGRIP	AS ANTISTATIC
U0 TPU IMPREGNATED	B MINI ROUGH TOP	R RHOMBUS/WAFFLE TOP	AR ABRASION RESISTANT
V0 PVC IMPREGNATED	BW BASKET WEAVE	RV LOW NIPPLE TOP	CR CUT RESISTANT
E0 POLYESTER IMPREGNATED	C COIN/BUTTON TOP	T SAW TOOTH	FA FOOD APPROVED
Y0 POLYOLEFINE IMPREGNATED	E INVERTED OVAL	V NIPPLE TOP	AB ANTIMICROBIAL
R0 RUBBER IMPREGNATED	F SNAKE SKIN	Y Y STRUCTURE	FR FLAME RETARDANT
S0 SILICONE IMPREGNATED	H STAGGERED SAW TOOTH 1	Z NEGATIVE PYRAMID	TR TEAR RESISTANT
V.... PVC COATED	H2 STAGGERED SAW TOOTH 2		ATEX ATEX CERTIFIED
U.... PU COATED	K HORSE SHOE		PR PYROLYSIS RESISTANT
E.... POLYESTER COATED	L SAND BLAST/ROUGH		HR HYDROLYSIS RESISTANT
Y.... POLYOLEFINE COATED	LG LONGITUDINAL GROOVE		
S.... SILICONE COATED	M ROUGH TOP		
	N LIGHT FABRIC		

## 5 Characteristics

TOTAL THICKNESS		WEIGHT		WORKING TEMPERATURE		Pull per %1		MIN PULLEY DIAMETER NORM FLEXING		MIN PULLEY DIAMETER BACK FLEXING		PRODUCTION WIDTH	
mm	in	kg/m <sup>2</sup>	lbs/ft <sup>2</sup>	C°	F°	N/mm	Lbf/in	mm	in	mm	in	mm	in
2	0.08	1,8	0.37	-10 / +70	+15 /+158	6	34	20	0.79	30	1.18	3000	118.11
2	0.08	2,3	0.47	-10 / +70	+15 /+158	8	46	30	1.18	50	1.97	3000	118.11
2	0.08	2,6	0.53	-10 / +70	+15 /+158	12	69	40	1.57	60	2.36	3000	118.11
2,4	0.09	2,75	0.56	-10 / +70	+15 /+158	12	69	50	1.97	70	2.76	3000	118.11
2,7	0.11	3,4	0.70	-10 / +70	+15 /+158	12	69	65	2.56	80	3.15	3000	118.11
3	0.12	3,7	0.76	-10 / +70	+15 /+158	12	69	80	3.15	100	3.94	3000	118.11
3	0.12	3,5	0.72	-10 / +70	+15 /+158	12	69	70	2.76	90	3.54	3000	118.11
4,2	0.17	5,4	1.11	-10 / +70	+15 /+158	16	91	110	4.33	140	5.51	3000	118.11
1,3	0.05	1,4	0.29	-10 / +70	+15 /+158	5	29	20	0.79	30	1.18	3000	118.11
2	0.08	1,8	0.37	-10 / +70	+15 /+158	6	34	20	0.79	30	1.18	3000	118.11
2	0.08	2,3	0.47	-10 / +70	+15 /+158	8	46	30	1.18	50	1.97	3000	118.11
2,2	0.09	2,3	0.47	-10 / +70	+15 /+158	8	46	30	1.18	50	1.97	3000	118.11
2,5	0.10	3,1	0.64	-10 / +70	+15 /+158	12	69	50	1.97	70	2.76	3000	118.11
2,9	0.11	3,1	0.64	-10 / +70	+15 /+158	12	69	70	2.76	90	3.54	3000	118.11
2,6	0.10	3,0	0.62	-10 / +70	+15 /+158	12	69	50	1.97	60	2.36	3000	118.11
2,7	0.11	3,4	0.70	-10 / +70	+15 /+158	8	46	60	2.36	80	3.15	3000	118.11
3	0.12	3,7	0.76	-10 / +70	+15 /+158	12	69	80	3.15	100	3.94	3000	118.11
3	0.12	3,5	0.72	-10 / +70	+15 /+158	13	74	70	2.76	90	3.54	3000	118.11
3	0.12	3,5	0.72	-10 / +70	+15 /+158	12	69	70	2.76	90	3.54	3000	118.11
3	0.12	3,5	0.72	-10 / +70	+15 /+158	12	69	70	2.76	90	3.54	3000	118.11
3,7	0.15	4,5	0.92	-10 / +70	+15 /+158	12	69	100	3.94	130	5.12	3000	118.11
3,8	0.15	4,9	1.00	-10 / +70	+15 /+158	16	91	100	3.94	120	4.72	3000	118.11
3,8	0.15	4,6	0.94	-10 / +70	+15 /+158	14	80	120	4.72	140	5.51	3000	118.11
4,5	0.18	5,4	1.11	-10 / +70	+15 /+158	16	91	150	5.91	180	7.09	3000	118.11
4,9	0.19	5,4	1.11	-10 / +70	+15 /+158	16	91	150	5.91	180	7.09	3000	118.11
5	0.20	6,5	1.33	-10 / +70	+15 /+158	16	91	130	5.12	190	7.48	3000	118.11
5	0.20	5,4	1.11	-10 / +70	+15 /+158	16	91	150	5.91	180	7.09	3000	118.11
6,5	0.26	7,2	1.48	-10 / +70	+15 /+158	40	228	250	9.84	300	11.81	2000	78.74
7	0.28	7,6	1.56	-10 / +70	+15 /+158	50	286	350	13.78	400	15.75	2200/2400	86.61/ 94.49
9	0.35	10,8	2.21	-10 / +70	+15 /+158	70	400	450	17.72	500	19.69	2400	94.49
10	0.39	12,5	2.56	-10 / +70	+15 /+158	28	160	250	9.84	330	12.99	2100	82.68
2,3	0.09	2,6	0.53	-10 / +70	+15 /+158	14	80	50	1.97	90	3.54	3000	118.11
3	0.12	2,9	0.59	-10 / +70	+15 /+158	20	114	35	1.38	55	2.17	2650	104.33
2,4	0.09	2,8	0.57	-10 / +70	+15 /+158	8	46	40	1.57	60	2.36	3000	118.11
2,6	0.10	2,8	0.57	-10 / +70	+15 /+158	8	46	40	1.57	60	2.36	3000	118.11
2,8	0.11	2,8	0.57	-10 / +70	+15 /+158	8	46	40	1.57	60	2.36	3000	118.11
2,4	0.09	2,3	0.47	-10 / +70	+15 /+158	8	46	30	1.18	40	1.57	3000	118.11
3	0.12	3,2	0.66	-10 / +70	+15 /+158	14	80	35	1.38	50	1.97	2850	112.2
3	0.12	3,2	0.66	-10 / +70	+15 /+158	14	80	35	1.38	50	1.97	2850	112.2



# TECHNICAL SPECIFICATIONS



## 1 Product family

PVCCON	PVC, LIMITED OIL RESISTANT
PVCEXCON	PVC, OIL AND FAT RESISTANT
FABCON	FABRIC
PUCON	THERMOPLASTIC POLYURETHANE
PESCON	THERMOPLASTIC COPOLYESTER
POLYCON	POLYOLEFINE
FELTCON	FELT
SILCON	SILICONE
NITCON	SYNTHETIC RUBBER
MEGABLUE	THERMOPLASTIC POLYURETHANE

## 2 Type of fabric

LR	LIGHT RIGID
R	RIGID
RR	EXTRA RIGID
F	FLEXIBLE
C	100% COTTON
RC	POLYESTER - COTTON RIGID
FC	POLYESTER - COTTON FLEXIBLE
RX	WHISPER - RIGID
FX	WHISPER - FLEXIBLE
RH	RIGID - HIGH POWER
FH	FLEXIBLE - HIGH POWER
K	FELT

## 3 Color

<b>W</b>		<b>PG</b>		<b>B</b>	
White		Petrol Green		Black	
<b>LB</b>		<b>DG</b>		<b>GN</b>	
Light Blue		Dark Green		Green	
<b>DB</b>		<b>GR</b>		<b>TR</b>	
Dark Blue		Grey		Transparent	
<b>AG</b>		<b>AN</b>			
Apple Green		Anthracite			

BELT SERIE	SAMPLA REF	ARTICLE NO	DESCRIPTION		MATERIAL	PLIES	TYPE OF FABRIC	HARDNESS (SHA)
<b>L</b>	L10/M	KA2PG5201	PVCCON	2LR/8 PG52 00/M	PVC	2	LR	46
	L10/M/NR	KA2BL5201	PVCCON	2LR/8 B52 00/M	PVC	2	LR	46
	L20/M	KA2PG5701	PVCCON	2R/12 PG57 00/M	PVC	2	R	46
	L20/C	KA2PG5601	PVCCON	2R/12 PG56 00/C	PVC	2	R	46
	L20/H	KA2PG8501	PVCCON	2R/12 PG85 00/H	PVC	2	R	46
	L30/AS	KA3PG6001	PVCCON	3R/16 PG60 00/V30 AS	PVC	3	R	55
	L91/V	KA3PG7002	PVCCON	3F/50 PG70 V0/V	PVC	3	F	46
	L91/H	KA3PG1H01	PVCCON	3F/50 PG120 U0/H	PVC	3	F	55
<b>MG</b>	MG101/Y	KA4DB8101	PVCCON	4F/70 DB81 U0/Y	PVC	4	F	55
	MG101/H2	KA4DB1H01	PVCCON	4F/70 DB120 U0/H2	PVC	4	F	55
<b>N</b>	N18/A	KA2BL2103	PVCCON	2R-RX/14 B21 00/V05A AS FR	PVC	2	RX	85
	N20/0.0	KC2BL2401	FABCON	2R-RX/14 B24 00/U0 AS FR	PVC	2	RX	-
	N20	KA2BL2602	PVCCON	2R-RX/14 B26 00/V05 AS FR	PVC	2	RX	85
	N20/A	KA2BL2601	PVCCON	2R-RX/14 B26 00/V05A AS FR	PVC	2	RX	85
	N20/10.0/A	KA2BL3005	PVCCON	2R-RX/14 B30 00/V10A AS FR	PVC	2	RX	85
	N20/BW	KA2BL2302	PVCCON	2R-RX/14 B23 00/BW AS FR	PVC	2	RX	40
	N20/LG	KA2BL3001	PVCCON	2R-RX/14 B30 00/LG AS FR	PVC	2	RX	40
	N20/M	KA2BL5701	PVCCON	2R-RX/14 B57 00/M AS FR	PVC	2	RX	46
	N20/K	KA2BL8701	PVCCON	2R-RX/14 B87 00/K AS FR	PVC	2	RX	68
	ND20/06.06/A/A	KA2BL3004	PVCCON	2RR/16 B30 V06A/V06A TR FR	PVC	2	RR	85
ND21/06.06/A/A	KA2BL3007	PVCCON	2F/16 B30 V06A/V06A TR FR	PVC	2	F	85	
<b>D</b>	D10/A	KA2PG2004	PVCCON	2LR/8 PG20 00/V05A	PVC	2	LR	90
	DN7/A	KA2BL1803	PVCCON	2LR-FX/7 B18 00/V04A	PVC	2	LR	90
	DN8/A	KA2BL1802	PVCCON	2LR/8 B18 00/V04A	PVC	2	LR	90
	DN8/A/AS	KA2BL2001	PVCCON	2R/10 B20 00/V05A AS	PVC	2	R	90
<b>T</b>	T8/L	KA1BL1602	PVCCON	1RX/6 B16 00/L AS	PVC	1	RX	85
	T8/Z	KA1BL1601	PVCCON	1RX/6 B16 00/Z AS	PVC	1	RX	85
	T8/E	KA1BL2001	PVCCON	1RX/6 B20 00/E AS	PVC	1	RX	85
	T10/Z	KA2BL2503	PVCCON	2F-FX/10 B25 00/Z AS	PVC	2	FX	85
	T20/E	KA2BL2505	PVCCON	2F-FX/12 B25 00/E AS	PVC	2	FX	85
	T20/L	KA2BL2504	PVCCON	2F-FX/12 B25 00/L AS	PVC	2	FX	85
<b>G</b>	T20/P	KA2BL3002	PVCCON	2F-FX/12 B30 00/P AS	PVC	2	FX	85
	G23/U	KA3AN8401	PVCCON	3R/18 AN84 00/U AS	PVC	3	R	55
	G23/R	KA3AN9501	PVCCON	3R/18 AN95 00/R	PVC	3	R	55
<b>B</b>	B10/NR	KC2BL1601	FABCON	2LR/8 B16 U0/U0 AS	PVC	2	LR	-
	B21	KC2PG2001	FABCON	2F/12 PG20 U0/U0	PVC	2	F	-
	B30/AG	KC3AG3502	FABCON	3R/15 AG35 V0/U0	PVC	3	R	-
	B31	KC3PG3501	FABCON	3F/14 PG35 U0/U0	PVC	3	F	-
<b>V</b>	V23/A	KF2TR2401	POLYCON	2F/16 TR24 00/Y06A AS FA PR	TPO	2	F	92
	V23/Y	KF2TR2801	POLYCON	2F/16 TR28 00/Y AS FA PR	TPO	2	F	92
	V23/05.05/Z	KF2TR3101	POLYCON	2F/16 TR31 Z/Y05 AS FA PR	TPO	2	F	92
	V23/C	KF2TR5501	POLYCON	2F/16 TR55 00/C AS FA PR	TPO	2	F	92
	V33/A	KF3TR3801	POLYCON	3F/20 TR38 00/Y06A AS FA PR	TPO	3	F	92
PL5	KF1TR1001	POLYCON	1F/3 TR10 Y025/Y025 FA PR	TPO	1	F	86	

# TECHNICAL SPECIFICATIONS

## 4 Top cover material or pattern

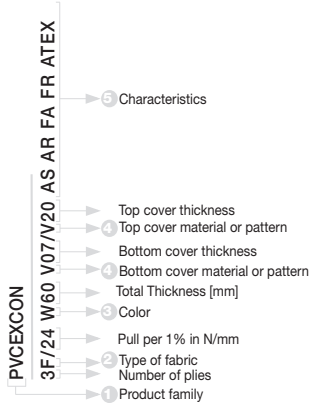
Bottom cover material or pattern

00 BARE	A MATT FINISH	P LOW SUPERGRIP	AS ANTISTATIC
U0 TPU IMPREGNATED	B MINI ROUGH TOP	R RHOMBUS/WAFFLE TOP	AR ABRASION RESISTANT
V0 PVC IMPREGNATED	BW BASKET WEAVE	RV LOW NIPPLE TOP	CR CUT RESISTANT
E0 POLYESTER IMPREGNATED	C COIN/BUTTON TOP	T SAW TOOTH	FA FOOD APPROVED
Y0 POLYOLEFINE IMPREGNATED	E INVERTED OVAL	V NIPPLE TOP	AB ANTIMICROBIAL
R0 RUBBER IMPREGNATED	F SNAKE SKIN	Y Y STRUCTURE	FR FLAME RETARDANT
S0 SILICONE IMPREGNATED	H STAGGERED SAW TOOTH 1	Z NEGATIVE PYRAMID	TR TEAR RESISTANT
V.... PVC COATED	H2 STAGGERED SAW TOOTH 2		ATEX ATEX CERTIFIED
U.... PU COATED	K HORSE SHOE		PR PYROLYSIS RESISTANT
E.... POLYESTER COATED	L SAND BLAST/ROUGH		HR HYDROLYSIS RESISTANT
Y.... POLYOLEFINE COATED	LG LONGITUDINAL GROOVE		
S.... SILICONE COATED	M ROUGH TOP		
	N LIGHT FABRIC		

## 5 Characteristics

TOTAL THICKNESS		WEIGHT		WORKING TEMPERATURE		Pull per %1		MIN PULLEY DIAMETER NORM FLEXING		MIN PULLEY DIAMETER BACK FLEXING		PRODUCTION WIDTH	
mm	in	kg/m <sup>2</sup>	lbs/ft <sup>2</sup>	C°	F°	N/mm	Lbf/in	mm	in	mm	in	mm	in
5,2	0.20	4,4	0.90	-10 / +70	+15 /+158	8	46	40	1.57	60	2.36	3000	118.11
5,2	0.20	4,4	0.90	-10 / +70	+15 /+158	8	46	40	1.57	60	2.36	3000	118.11
5,7	0.22	4,7	0.96	-10 / +70	+15 /+158	12	69	50	1.97	60	2.36	3000	118.11
5,6	0.22	3,8	0.78	-10 / +70	+15 /+158	12	69	50	1.97	60	2.36	3000	118.11
8,5	0.33	5,9	1.21	-10 / +70	+15 /+158	12	69	60	2.36	120	4.72	3000	118.11
6	0.24	7,9	1.62	-10 / +70	+15 /+158	16	91	150	5.91	180	7.09	3000	118.11
7	0.28	7,6	1.56	-10 / +70	+15 /+158	50	286	350	13.78	400	15.75	2400	94.49
12	0.47	8,9	1.82	-10 / +70	+15 /+158	50	286	400	15.75	450	17.72	2200	86.61
8,1	0.32	9,1	1.87	-10 / +70	+15 /+158	70	400	350	13.78	400	15.75	2200	86.61
12	0.47	11	2.26	-10 / +70	+15 /+158	70	400	450	17.72	550	21.65	2200	86.61
2,1	0.08	2,6	0.53	-10 / +70	+15 /+158	14	80	50	1.97	60	2.36	3000	118.11
2,40	0.09	2,30	0.47	-10 / +70	+15 /+158	14	80	60	2.36	60	2.36	3000	118.11
2,60	0.10	3,20	0.66	-10 / +70	+15 /+158	14	80	60	2.36	80	3.15	3000	118.11
2,60	0.10	3,20	0.66	-10 / +70	+15 /+158	14	80	60	2.36	80	3.15	3000	118.11
3,00	0.12	3,60	0.74	-10 / +70	+15 /+158	14	80	70	2.76	90	3.54	3000	118.11
2,30	0.09	2,60	0.53	-10 / +70	+15 /+158	14	80	50	1.97	90	3.54	3000	118.11
3,00	0.12	3,20	0.66	-10 / +70	+15 /+158	14	80	35	1.38	50	1.97	2850	112.2
5,70	0.22	4,70	0.96	-10 / +70	+15 /+158	14	80	50	1.97	60	2.36	3000	118.11
8,70	0.34	4,90	1.00	-10 / +70	+15 /+158	14	80	50	1.97	80	3.15	2000	78.74
3,00	0.12	4,00	0.82	-30 / +70	-22 /+212	16	91	-	-	-	-	3000	118.11
3,00	0.12	4,00	0.82	-30 / +70	-22 /+212	16	91	-	-	-	-	3000	118.11
2,00	0.08	2,40	0.49	-10 / +70	+15 /+158	8	46	60	2.36	80	3.15	3000	118.11
1,80	0.07	2,20	0.45	-10 / +70	+15 /+158	7	40	30	1.18	40	1.57	2600	102.36
1,80	0.07	2,10	0.43	-10 / +70	+15 /+158	8	46	20	0.79	50	1.97	3000	118.11
2,00	0.08	2,60	0.53	-10 / +70	+15 /+158	10	57	40	1.57	60	2.36	3000	118.11
1,60	0.06	1,60	0.33	-10 / +70	+15 /+158	6	34	20	0.79	40	1.57	2400	94.49
1,60	0.06	1,60	0.33	-10 / +70	+15 /+158	6	34	20	0.79	40	1.57	2400	94.49
2,00	0.08	1,60	0.33	-10 / +70	+15 /+158	6	34	40	1.57	60	2.36	2400	94.49
2,50	0.10	2,60	0.53	-10 / +70	+15 /+158	10	57	50	1.97	70	2.76	2050	80.71
2,50	0.10	2,60	0.53	-10 / +70	+15 /+158	12	69	50	1.97	70	2.76	1600	62.99
2,50	0.10	2,60	0.53	-10 / +70	+15 /+158	12	69	50	1.97	70	2.76	1600	62.99
3,00	0.12	3,30	0.68	-10 / +70	+15 /+158	12	69	60	2.36	80	3.15	2050	80.71
8,40	0.33	7,30	1.50	-10 / +70	+15 /+158	18	103	120	4.72	180	7.09	1300	51.18
9,50	0.37	8,00	1.64	-10 / +70	+15 /+158	18	103	120	4.72	180	7.09	1350/2000	53.15/ 78.74
1,60	0.06	1,80	0.37	-10 / +70	+15 /+158	8	46	40	1.57	40	1.57	3000	118.11
2,00	0.08	2,30	0.47	-10 / +70	+15 /+158	12	69	30	1.18	30	1.18	3000	118.11
3,50	0.14	4,00	0.82	-10 / +90	+15 /+158	15	86	90	3.54	90	3.54	3000	118.11
3,50	0.14	4,00	0.82	-10 / +70	+15 /+158	14	80	80	3.15	80	3.15	3000	118.11
2,40	0.09	2,30	0.47	-20 / +60	-4 /+140	16	91	80	3.15	100	3.94	3000	118.11
2,80	0.11	2,30	0.47	-20 / +60	-4 /+140	16	91	80	3.15	100	3.94	3000	118.11
3,10	0.12	2,60	0.53	-20 / +60	-4 /+140	16	91	120	4.72	120	4.72	3000	118.11
5,50	0.22	2,60	0.53	-20 / +60	-4 /+140	16	91	80	3.15	120	4.72	3000	118.11
3,80	0.15	3,40	0.70	-20 / +60	-4 /+140	20	114	120	4.72	150	5.90	3000	118.11
1,00	0.04	1,00	0.21	-20 / +60	-4 /+140	3	17	-	-	-	-	800	31.50

# TECHNICAL SPECIFICATIONS






## 1 Product family

PVCCON	PVC, LIMITED OIL RESISTANT
PVCEXCON	PVC, OIL AND FAT RESISTANT
FABCON	FABRIC
PUCON	THERMOPLASTIC POLYURETHANE
PESCON	THERMOPLASTIC COPOLYESTER
POLYCON	POLYOLEFINE
FELTCON	FELT
SILCON	SILICONE
NITCON	SYNTHETIC RUBBER
MEGABLUE	THERMOPLASTIC POLYURETHANE

## 2 Type of fabric

LR	LIGHT RIGID
R	RIGID
RR	EXTRA RIGID
F	FLEXIBLE
C	100% COTTON
RC	POLYESTER - COTTON RIGID
FC	POLYESTER - COTTON FLEXIBLE
RX	WHISPER - RIGID
FX	WHISPER - FLEXIBLE
RH	RIGID - HIGH POWER
FH	FLEXIBLE - HIGH POWER
K	FELT

## 3 Color

<b>W</b> 	<b>PG</b> 	<b>B</b> 
White	Petrol Green	Black
<b>LB</b> 	<b>DG</b> 	<b>GN</b> 
Light Blue	Dark Green	Green
<b>DB</b> 	<b>GR</b> 	<b>TR</b> 
Dark Blue	Grey	Transparent
<b>AG</b> 	<b>AN</b> 	
Apple Green	Anthracite	

BELT SERIE	SAMPLA REF	ARTICLE NO	DESCRIPTION		MATERIAL	PLIES	TYPE OF FABRIC	HARDNESS (SHA)
<b>H</b>	H14	KH2TR1401	SILCON	2LR/10 TR14 00/S03 FA	SILICON	2	LR	40
<b>SAM</b>	SAM 025/BN	KG1WH2501	FELTCON	1K/15 W25 00/00 FA	FELT	1	K	-
	SAM 025/A	KG1GR2501	FELTCON	1K/15 GR25 00/00 AS	FELT	1	K	-
	SAM 040/A	KG1GR4001	FELTCON	1K/17 GR40 00/00 AS	FELT	1	K	-
	SAM 055/A	KG1GR5501	FELTCON	1K/17 GR55 00/00 AS	FELT	1	K	-
	SAM 025/VR	KG1GN2501	FELTCON	1K/15 GN25 00/00	FELT	1	K	-
	SAM 040/VR	KG1GN4001	FELTCON	1K/17 GN40 00/00	FELT	1	K	-
	SAM 055/VR	KG1GN5501	FELTCON	1K/17 GN55 00/00	FELT	1	K	-
<b>MB</b>		KVMG.MB10	MEGABLUE	MB 10	TPU	1	-	95
		KVMG.MB10K	MEGABLUE	MB 10K	TPU	1	-	95
		KVMG.MB20	MEGABLUE	MB 20	TPU	1	-	95
		KVMG.MB20K	MEGABLUE	MB 20K	TPU	1	-	95

# TECHNICAL SPECIFICATIONS

## 4 Top cover material or pattern

### Bottom cover material or pattern













00 BARE	A MATT FINISH	P LOW SUPERGRIP	AS ANTISTATIC
U0 TPU IMPREGNATED	B MINI ROUGH TOP	R RHOMBUS/WAFFLE TOP	AR ABRASION RESISTANT
V0 PVC IMPREGNATED	BW BASKET WEAVE	RV LOW NIPPLE TOP	CR CUT RESISTANT
E0 POLYESTER IMPREGNATED	C COIN/BUTTON TOP	T SAW TOOTH	FA FOOD APPROVED
Y0 POLYOLEFINE IMPREGNATED	E INVERTED OVAL	V NIPPLE TOP	AB ANTIMICROBIAL
R0 RUBBER IMPREGNATED	F SNAKE SKIN	Y Y STRUCTURE	FR FLAME RETARDANT
S0 SILICONE IMPREGNATED	H STAGGERED SAW TOOTH 1	Z NEGATIVE PYRAMID	TR TEAR RESISTANT
V.... PVC COATED	H2 STAGGERED SAW TOOTH 2		ATEX ATEX CERTIFIED
U.... PU COATED	K HORSE SHOE		PR PYROLYSIS RESISTANT
E.... POLYESTER COATED	L SAND BLAST/ROUGH		HR HYDROLYSIS RESISTANT
Y.... POLYOLEFINE COATED	LG LONGITUDINAL GROOVE		
S.... SILICONE COATED	M ROUGH TOP		
	N LIGHT FABRIC		

## 5 Characteristics

TOTAL THICKNESS		WEIGHT		WORKING TEMPERATURE		Pull per %1		MIN PULLEY DIAMETER NORM FLEXING		MIN PULLEY DIAMETER BACK FLEXING		PRODUCTION WIDTH	
mm	in	kg/m <sup>2</sup>	lbs/ft <sup>2</sup>	C°	F°	N/mm	Lbf/in	mm	in	mm	in	mm	in
1,40	0.06	1,60	0.33	-15 / +80	+5 / +180	10	57	40	1.57	60	2.36	3000	118.11
2,50	0.10	1,40	0.29	-10 / +120	+14 / +250	15	86	20	0.79	20	0.79	2000	78.74
2,50	0.10	1,40	0.29	-10 / +120	+14 / +250	15	86	20	0.79	20	0.79	2000	78.74
4,00	0.16	2,50	0.51	-10 / +120	+14 / +250	17	97	80	3.15	80	3.15	2000	78.74
5,50	0.22	3,50	0.72	-10 / +120	+14 / +250	17	97	120	4.72	120	4.72	2000	78.74
2,50	0.10	1,40	0.29	-10 / +120	+14 / +250	15	86	20	0.79	20	0.79	2000	78.74
4,00	0.16	2,50	0.51	-10 / +120	+14 / +250	17	97	80	3.15	80	3.15	2000	78.74
5,50	0.22	3,50	0.72	-10 / +120	+14 / +250	17	97	120	4.72	120	4.72	2000	78.74
5,20	0.20	3,00	0.62	-25 / +70	-13 / +160	-	-	51	2.01	-	-	530	20.87
5,20	0.20	3,00	0.62	-25 / +70	-13 / +160	-	-	51	2.01	-	-	530	20.87
7,50	0.30	6,00	1.23	-25 / +70	-13 / +160	-	-	95	3.74	-	-	530	20.87
7,50	0.30	6,00	1.23	-25 / +70	-13 / +160	-	-	95	3.74	-	-	530	20.87













# RECOMMENDED USES

- Yes
- ◐ Limited
- Not recommended

TYPE	SAMPLA REF	ARTICLE NO	DESCRIPTION	SLIDER BED	FLAT ROLLERS	SLIDER BED ON BOTH SIDES	CHANNEL TROUGH	CONVENTIONAL TROUGH	INCLINED / DECLINED CONVEYING	INCLINED / DECLINED VARIATION	BUCKET ELEVATOR	CONVEYOR WITH ACCUMULATION	SLIDER BED WITH PRESSURE	POWER TURN CONVEYOR	KNIFE EDGE CONVEYOR
															
P	P6	KD1WH0803	PUCON 1LR/5 W08 U0/U03 AS FA	●	●	○	○	○	○	○	○	○	●	○	●
P	P6/A	KD1WH0802	PUCON 1LR/5 W08 U0/U03A AS FA	●	●	○	○	○	○	○	○	○	●	○	●
P	P6/A non-AS	KD1WH0801	PUCON 1LR/5 W08 U0/U03A FA	●	●	○	○	○	○	○	○	○	●	○	●
P	P6/A/BL	KD1LB0802	PUCON 1LR/5 LB08 U0/U03A AS FA	●	●	○	○	○	○	○	○	○	●	○	●
P	P6/A/DB PX	KD1DB0801	PUCON 1R/5 DB08 U0/U03A AS FA HR	●	●	○	○	○	○	○	○	○	●	○	●
P	PV6/A	KD1DG0801	PUCON 1LR/5 DG08 U0/U03A AS FA	●	●	○	○	○	○	○	○	○	●	○	●
P	P11/A	KD1WH1102	PUCON 1LR/4 W11 U0/U05A AS AR FA	●	●	○	○	○	○	○	○	○	●	○	●
P	P11/A non-AS	KD1WH1101	PUCON 1LR/4 W11 U0/U05A AR FA	●	●	○	○	○	○	○	○	○	●	○	●
P	P7/A	KD1WH1301	PUCON 1RR/7 W13 U0/U05A AS FA	●	●	○	○	○	○	○	○	○	●	○	●
P	P7/Z	KD1WH1501	PUCON 1RR/7 W15 U0/Z AS FA	●	●	○	○	○	●	●	○	○	●	○	●
P	P8	KD2WH1302	PUCON 2LR/8 W13 U0/U03 AS FA	●	●	○	○	○	○	○	○	○	●	○	●
P	P8/A	KD2WH1303	PUCON 2LR/8 W13 U0/U03A AS FA	●	●	○	○	○	○	○	○	○	●	○	○
P	P8/A BF	KD2WH1401	PUCON 2F/6 W14 U0/U03A FA	●	●	○	●	○	○	○	○	○	●	○	○
P	P8/A/BL	KD2LB1301	PUCON 2LR/8 LB13 U0/U03A AS FA	●	●	○	○	○	○	○	○	○	●	○	○
P	P8/Z/BL	KD2LB1501	PUCON 2LR/8 LB15 U0/Z AS FA	●	●	○	○	○	●	●	○	○	●	○	○
P	PV8/A	KD2DG1301	PUCON 2LR/8 DG13 U0/U03A AS FA	●	●	○	○	○	○	○	○	○	●	○	●
P	P9/A	KD2WH1301	PUCON 2LR/6 W13 U0/U03A AS FA	●	●	○	○	○	○	○	○	○	●	○	●
P	P9/A PX	KD2WH1304	PUCON 2LR/6 W13 U0/U03A AS FA HR	●	●	○	○	○	○	○	○	○	●	○	●
P	P9/Z	KD2WH1501	PUCON 2LR/6 W15 U0/Z AS FA	●	●	○	○	○	●	●	○	○	●	○	●
P	P9/A/DB PX	KD2DB1301	PUCON 2LR/6 DB13 U0/U03A AS FA HR	●	●	○	○	○	○	○	○	○	●	○	●
P	P9/A/BL	KD2LB1302	PUCON 2LR/6 LB13 U0/U03A AS FA	●	●	○	○	○	○	○	○	○	●	○	●
P	P10/A	KD2WH1601	PUCON 2LR/8 W16 U0/U04A AS FA	●	●	○	○	○	○	○	○	○	●	○	●
P	P10/A/BL	KD2LB1602	PUCON 2LR/8 LB16 U0/U04A AS FA	●	●	○	○	○	○	○	○	○	●	○	●
P	P20/A	KD2WH2401	PUCON 2R/13 W24 U0/U06A AS AR FA	●	●	○	○	○	○	○	○	○	●	○	○
P	P20/A/BL	KD2LB2401	PUCON 2R/13 LB24 U0/U06A AS AR FA	●	●	○	○	○	○	○	○	○	●	○	○
P	PV10/A	KD2DG1601	PUCON 2LR/8 DG16 U0/U04A AS FA	●	●	○	○	○	○	○	○	○	●	○	○
P	P13/A/BN	KD1WH1801	PUCON 1RH/20 W18 U0/U03A AS AR FA	●	●	○	○	○	○	○	○	○	●	○	○
P	P19/B	KD2WH2402	PUCON 2R/8 W24 U0/B AR FA	●	●	○	●	●	●	●	○	○	●	○	○
P	P20/B	KD2WH2801	PUCON 2R/13 W28 U0/B AS AR FA	●	●	○	○	○	●	●	○	○	●	○	○
P	P21/A/TR	KD2TR1901	PUCON 2LR/8 TR19 U0/U05A AS AR FA	●	●	○	○	○	○	○	○	○	●	○	○
P	P22/A/TR	KD2TR2301	PUCON 2LR/8 TR23 U0/U09A AS AR FA	●	●	○	○	○	○	○	○	○	●	○	○
P	P24/A/TR	KD2TR4001	PUCON 2R/15 TR40 U0/U18A AS AR FA	●	●	○	○	○	○	○	○	○	●	○	○
P	P24/A/DG	KD2DG4001	PUCON 2R-RX/14 DG40 U0/U20A AS AR FA	●	●	○	○	○	○	○	○	○	●	○	○
P	PN20/A	KD2BL2301	PUCON 2R/13 B23 00/U05A AR	●	●	○	○	○	○	○	○	○	●	○	○
P	PN30/A	KD3BL2501	PUCON 3R/50 B25 00/U04A AR	●	●	○	○	○	○	○	○	○	●	○	○
P	P350/A/NR	KD3BL2601	PUCON 3RH/50 B26 00/U04A AR	●	●	○	○	○	○	○	○	○	●	○	○
F	F6	KB1WH1201	PVCEXCON 1LR/5 W12 U0/V07 FA	●	●	○	○	○	○	○	○	○	●	○	○
F	F10	KB2WH2003	PVCEXCON 2LR/8 W20 U0/V05 FA	●	●	○	○	○	○	○	○	○	●	○	○
F	F10/AB	KB2DB2002	PVCEXCON 2LR/8 DB20 U0/V05 FA AB	●	●	○	○	○	○	○	○	○	●	○	○
F	F10/BL	KB2DB2001	PVCEXCON 2LR/8 DB20 U0/V05 FA	●	●	○	○	○	○	○	○	○	●	○	○
F	F10/Z	KB2WH2301	PVCEXCON 2LR/8 W23 U0/Z FA	●	●	○	○	○	●	●	○	○	●	○	○
F	F10/09.0	KB2WH2402	PVCEXCON 2LR/8 W24 U0/V09 FA	●	●	○	○	○	○	○	○	○	●	○	○
F	F10/09.0/BL	KB2DB2402	PVCEXCON 2LR/8 DB24 U0/V09 FA	●	●	○	○	○	○	○	○	○	●	○	○
F	F20	KB2WH2604	PVCEXCON 2R/12 W26 U0/V08 FA	●	●	○	○	○	○	○	○	○	●	○	○

# RECOMMENDED USES

- Yes
- ◐ Limited
- Not recommended

TYPE	SAMPLA REF	ARTICLE NO	DESCRIPTION	SLIDER BED	FLAT ROLLERS	SLIDER BED ON BOTH SIDES	CHANNEL TROUGH	CONVENTIONAL TROUGH	INCLINED / DECLINED CONVEYING	INCLINED / DECLINED VARIATION	BUCKET ELEVATOR	CONVEYOR WITH ACCUMULATION	SLIDER BED WITH PRESSURE	POWER TURN CONVEYOR	KNIFE EDGE CONVEYOR
															
F	F21	KB2WH2601	PVCEXCON 2F/12 W26 U0/V08 FA	●	●	○	●	○	○	○	○	○	●	●	○
F	F21/BL	KB2DB2602	PVCEXCON 2F/12 DB26 U0/V08 FA	●	●	○	●	○	○	○	○	○	●	●	○
F	F10/09.0/RV	KB2WH2702	PVCEXCON 2LR/8 W27 U0/RV FA	●	●	○	○	○	●	●	○	○	●	●	○
F	F21/12.0	KB2WH3002	PVCEXCON 2F/12 W30 U0/V12 FA	●	●	○	●	○	○	○	○	○	●	●	○
F	F30	KB3WH3801	PVCEXCON 3R/16 W38 U0/V08 FA	●	●	○	○	○	○	●	○	○	●	●	○
F	F31	KB3WH3803	PVCEXCON 3F/14 W38 U0/V08 FA	●	●	○	○	○	○	○	○	○	●	●	○
F	F20/06.06/BL/Z	KB2DB3001	PVCEXCON 2R/12 DB30 Z/V06 FA	○	●	○	○	○	○	○	○	○	○	●	○
F	F21/05.05/BL/Z	KB2DB3003	PVCEXCON 2F/13 DB30 Z/V05 FA	○	●	○	○	○	○	○	○	○	○	●	○
F	F20/BW/BL	KB2DB2301	PVCEXCON 2R/12 DB23 U0/BW FA	●	●	○	○	○	●	●	○	○	●	●	○
F	F20/LG/BL	KB2DB3004	PVCEXCON 2R/12 DB30 U0/LG FA	●	●	○	○	○	●	●	○	○	●	●	○
F	F20/06.06/Z	KB2WH3003	PVCEXCON 2R/12 W30 Z/V06 FA	○	●	○	○	○	○	○	○	○	○	●	○
F	F21/05.05/Z	KB2WH3001	PVCEXCON 2F/13 W30 Z/V05 FA	○	●	○	○	○	○	○	○	○	○	●	○
F	F21/10.05/Z	KB2WH3601	PVCEXCON 2F/13 W36 Z/V10 FA	○	●	○	○	○	○	○	○	○	○	●	○
F	F31/08.09/Z	KB3WH4501	PVCEXCON 3F/14 W45 Z/V09 FA	○	●	○	○	○	○	○	○	○	○	●	○
F	F31/08.15/Z	KB3WH5801	PVCEXCON 3F/14 W58 Z/V15 FA	○	●	○	○	○	○	○	○	○	○	●	○
F	F61/10.05	KB2WH4601	PVCEXCON 2F/45 W46 V05/V10 FA	○	●	○	○	○	○	○	○	○	○	●	○
F	F41/06.10	KB3WH5301	PVCEXCON 3F/24 W53 V06/V10 AS FA	○	●	○	○	○	○	○	○	○	○	●	○
F	F20/T	KB2WH5002	PVCEXCON 2R/12 W50 U0/T FA	●	●	○	○	○	●	●	○	○	●	●	○
F	F20/M	KB2WH5701	PVCEXCON 2R/12 W57 U0/M FA	●	●	○	○	○	●	●	○	○	●	●	○
F	F21/K	KB2WH8001	PVCEXCON 2F/12 W80 U0/K FA	●	●	○	○	○	●	○	○	○	●	●	○
E	E21/20.10/ATEX	KB2WH5001	PVCEXCON 2F/16 W50 V08/V20 AS AR FA FR ATEX	○	●	○	○	○	○	○	○	○	○	●	○
E	E31/20.10/ATEX	KB3WH6001	PVCEXCON 3F/24 W60 V07/V20 AS AR FA FR ATEX	○	●	○	○	○	○	○	○	○	○	●	○
E	E31/25.14/ATEX	KB3WH7401	PVCEXCON 3F/24 W74 V14/V25 AS AR FA FR ATEX	○	●	○	○	○	○	○	○	○	○	●	○
E	E41/20.08/ATEX	KB4WH7401	PVCEXCON 4F/30 W74 V08/V20 AS AR FA FR ATEX	○	●	○	○	○	○	○	○	○	○	●	○
E	E31/30.13/ATEX	KB3WH9501	PVCEXCON 3F/75 W95 V13/V30 AS AR FA FR ATEX	○	●	○	○	○	○	○	○	○	○	●	○
E	E21/10.10/VR/ATEX	KB2PG4101	PVCEXCON 2F/20 PG41 V10/V10 AS AR FA FR ATEX	○	●	○	○	○	○	○	○	○	○	●	○
E	E31/20.07/VR/ATEX	KB3PG6201	PVCEXCON 3F/30 PG62 V07/V20 AS AR FA FR ATEX	○	●	○	○	○	○	○	○	○	○	●	○
E	E41/20.08/VR/ATEX	KB4PG7401	PVCEXCON 4F/35 PG74 V08/V20 AS AR FA FR ATEX	○	●	○	○	○	○	○	○	○	○	●	○
R	R4	KC1WH0801	FABCON 1FC/4 W08 V0/V0 FA	●	●	●	●	○	○	○	○	○	●	●	○
R	R10	KC2WH1201	FABCON 2LR/8 W12 00/00 AS FA	●	●	●	○	○	○	○	○	○	●	○	○
R	R11	KC2TR1401	FABCON 2FC/6 TR14 00/00 FA	●	●	●	○	○	○	○	○	○	●	○	○
R	R12	KC2WH1802	FABCON 2LR/8 W18 00/00 FA	●	●	●	○	○	○	○	○	○	●	○	○
R	R13	KC2TR1001	FABCON 2LR/6 TR10 U0/U0 AS FA	●	●	●	○	○	○	○	○	○	●	●	○
R	R13/LB	KC2LB1001	FABCON 2LR/6 LB10 U0/U0 AS FA	●	●	●	○	○	○	○	○	○	●	●	○
R	R14	KC2WH1401	FABCON 2LR/8 W14 U0/00 FA	●	●	●	○	○	○	○	○	○	●	●	○
R	R16	KC2TR1502	FABCON 2R-RX/14 TR15 00/00 AS FA	●	●	●	○	○	○	○	○	○	●	○	○
R	R18	KC2TR1901	FABCON 2RC-R/8 TR19 00/00 FA	●	●	●	○	○	○	○	○	○	●	○	○
R	R19	KC2TR2401	FABCON 2RC /5 TR24 00/00 FA	●	●	●	○	○	○	○	○	○	●	○	○
R	R30	KC3TR3001	FABCON 3FC/8 TR30 00/00 FA	●	●	●	●	○	○	○	○	○	●	○	○
U	U6/05.05/Z/AG	KA1AG2001	PVCCON 1R/6 AG20 Z/V05 AS	○	●	○	○	○	○	○	○	○	○	●	○
U	U10/AG	KA2AG2003	PVCCON 2LR/8 AG20 00/V05 AS	●	●	○	○	○	○	○	○	○	○	●	○
U	U14/AG	KA2AG2002	PVCCON 2R/12 AG20 00/V05 AS	●	●	○	○	○	○	○	○	○	○	●	○

# RECOMMENDED USES

- Yes
- ◐ Limited
- Not recommended

TYPE	SAMPLA REF	ARTICLE NO	DESCRIPTION	SLIDER BED	FLAT ROLLERS	SLIDER BED ON BOTH SIDES	CHANNEL TROUGH	CONVENTIONAL TROUGH	INCLINED / DECLINED CONVEYING	INCLINED / DECLINED VARIATION	BUCKET ELEVATOR	CONVEYOR WITH ACCUMULATION	SLIDER BED WITH PRESSURE	POWER TURN CONVEYOR	KNIFE EDGE CONVEYOR
U	U14/08.0/AG	KA2AG2401	PVCCON 2R/12 AG24 00/V08 AS	●	●	○	○	○	○	○	○	○	○	○	○
U	U14/11.0/AG	KA2AG2703	PVCCON 2R/12 AG27 00/V11 AS	●	●	○	○	○	○	○	○	○	○	○	○
U	U14/15.0/AG	KA2AG3004	PVCCON 2R/12 AG30 00/V15 AS	●	●	○	○	○	○	○	○	○	○	○	○
U	U14/06.06/AG/Z	KA2AG3001	PVCCON 2R/12 AG30 Z/V06 AS	○	●	○	○	○	○	○	○	○	○	○	○
U	U35/06.06/Z/AG	KA3AG4201	PVCCON 3R/16 AG42 Z/V06 AS	○	●	○	○	○	○	○	○	○	○	○	○
U	U6	KA1PG1301	PVCCON 1LR/5 PG13 00/V08 AS	●	●	○	○	○	○	○	○	○	○	○	○
U	U6/05.05/Z/VR	KA1PG2002	PVCCON 1R/6 PG20 Z/V05 AS	○	●	○	○	○	○	○	○	○	○	○	○
U	U10	KA2PG2001	PVCCON 2LR/8 PG20 00/V05 AS	●	●	○	○	○	○	○	○	○	○	○	○
U	U10/N	KA2PG2002	PVCCON 2LR/8 PG22 00/N AS	●	●	○	○	○	●	●	○	○	○	○	○
U	U20	KA2PG2501	PVCCON 2R/12 PG25 00/V09 AS	●	●	○	○	○	○	○	○	○	○	○	○
U	U20/Y	KA2PG2901	PVCCON 2R/12 PG29 00/Y AS	●	●	○	○	○	●	●	○	○	○	○	○
U	U21	KA2PG2601	PVCCON 2F/12 PG26 00/V08 AS	●	●	○	●	○	○	○	○	○	○	○	○
U	U19	KA2PG2703	PVCCON 2LR/8 PG27 00/V12 AS	●	●	○	○	○	○	○	○	○	○	○	○
U	U20/12.0	KA2PG3003	PVCCON 2R/12 PG30 00/V12 AS	●	●	○	○	○	○	○	○	○	○	○	○
U	U21/05.05/Z	KA2PG3001	PVCCON 2F/13 PG30 Z/V05 AS	○	●	○	○	●	○	○	○	○	○	○	○
U	U20/06.06/Z	KA2PG3002	PVCCON 2R/12 PG30 Z/V06 AS	○	●	○	○	○	○	○	○	○	○	○	○
U	U20/06.06/NR/Z	KA2BL3003	PVCCON 2R/12 B30 Z/V06 AS	○	●	○	○	○	○	○	○	○	○	○	○
U	U20/20.0	KA2PG3701	PVCCON 2R/12 PG37 00/V20 AS	●	●	○	○	○	○	○	○	○	○	○	○
U	U30	KA3PG3801	PVCCON 3R/16 PG38 00/V09 AS	●	●	○	○	○	○	○	○	○	○	○	○
U	U31	KA3PG3803	PVCCON 3F/14 PG38 00/V08 AS	●	●	○	●	○	○	○	○	○	○	○	○
U	U35	KA3PG4501	PVCCON 3R/16 PG45 00/V15 AS	●	●	○	○	○	○	○	○	○	○	○	○
U	U35/Y	KA3PG4901	PVCCON 3R/16 PG49 00/Y AS	●	●	○	○	○	○	○	○	○	○	○	○
U	U30/NR/A	KB3BL5001	PVEXCON 3R/16 B50 V0/V20A AS AR	●	●	○	○	○	○	○	○	○	●	○	○
U	U35/V	KA3PG5002	PVCCON 3R/16 PG50 00/V AS	●	●	○	○	○	●	●	○	○	○	○	○
U	U61/V	KA3PG6501	PVCCON 3F/40 PG65 V0/V	●	●	○	●	○	●	○	○	○	○	○	○
U	U91/V	KA3PG7001	PVCCON 3F/50 PG70 V0/V	●	●	○	●	○	●	○	○	○	○	○	○
U	U121/4F	KA4PG9001	PVCCON 4F/70 PG90 U0/F	●	●	○	●	○	●	○	○	○	○	○	○
U	U101/V	KA2PG1D01	PVCCON 2F/28 PG100 V0/V	●	●	○	●	○	●	○	○	○	○	○	○
L	L20/BW	KA2PG2301	PVCCON 2R-RX/14 PG23 00/BW AS	●	●	○	○	○	●	●	○	○	○	○	○
L	L30/BW	KA1PG3001	PVCCON 1FH/20 PG30 V0/BW AS	●	●	○	●	○	●	●	○	○	○	○	○
L	L10/F	KA2GR2401	PVCCON 2LR/8 GR24 00/F	●	●	○	○	○	○	○	○	○	○	○	○
L	L10/LG	KA2GR2601	PVCCON 2LR/8 GR26 00/LG	●	●	○	○	○	○	○	○	○	○	○	○
L	L10/Y	KA2GR2801	PVCCON 2LR/8 GR28 00/Y	●	●	○	○	○	○	○	○	○	○	○	○
L	L10/V	KA2PG2401	PVCCON 2LR/8 PG24 00/V	●	●	○	○	○	○	○	○	○	○	○	○
L	L20/LG/NR	KA2BL3008	PVCCON 2R-RX/14 B30 00/LG AS	●	●	○	○	○	○	○	○	○	○	○	○
L	L20/LG/VR	KA2PG3004	PVCCON 2R-RX/14 PG30 00/LG AS	●	●	○	○	○	○	○	○	○	○	○	○
L	L10/M	KA2PG5201	PVCCON 2LR/8 PG52 00/M	●	●	○	○	○	○	○	○	○	○	○	○
L	L10/M/NR	KA2BL5201	PVCCON 2LR/8 B52 00/M	●	●	○	○	○	○	○	○	○	○	○	○
L	L20/M	KA2PG5701	PVCCON 2R/12 PG57 00/M	●	●	○	○	○	○	○	○	○	○	○	○
L	L20/C	KA2PG5601	PVCCON 2R/12 PG56 00/C	●	●	○	○	○	○	○	○	○	○	○	○
L	L20/H	KA2PG8501	PVCCON 2R/12 PG85 00/H	●	●	○	○	○	○	○	○	○	○	○	○
L	L30/AS	KA3PG6001	PVCCON 3R/16 PG60 00/V30 AS	●	●	○	○	○	○	○	○	○	○	○	○
L	L91/V	KA3PG7002	PVCCON 3F/50 PG70 V0/V	●	●	○	●	○	○	○	○	○	○	○	○
L	L91/H	KA3PG1H01	PVCCON 3F/50 PG120 U0/H	●	●	○	●	○	○	○	○	○	○	○	○
MG	MG101/Y	KA4DB8101	PVCCON 4F/70 DB81 U0/Y	●	●	○	●	○	○	○	○	○	○	○	○
MG	MG101/H2	KA4DB1H01	PVCCON 4F/70 DB120 U0/H2	●	●	○	●	○	○	○	○	○	○	○	○
N	N18/A	KA2BL2103	PVCCON 2R-RX/14 B21 00/V05A AS FR	●	●	○	○	○	○	○	○	○	○	○	○
N	N20/0.0	KC2BL2401	FABCON 2R-RX/14 B24 00/U0 AS FR	●	●	●	○	○	○	○	○	○	○	○	○

# RECOMMENDED USES

- Yes
- ◐ Limited
- Not recommended

TYPE	SAMPLA REF	ARTICLE NO	DESCRIPTION	SLIDER BED	FLAT ROLLERS	SLIDER BED ON BOTH SIDES	CHANNEL TROUGH	CONVENTIONAL TROUGH	INCLINED / DECLINED CONVEYING	INCLINED / DECLINED VARIATION	BUCKET ELEVATOR	CONVEYOR WITH ACCUMULATION	SLIDER BED WITH PRESSURE	POWER TURN CONVEYOR	KNIFE EDGE CONVEYOR
N	N20	KA2BL2602	PVCCON 2R-RX/14 B26 00/V05 AS FR	●	●	○	○	○	○	○	○	○	○	○	○
N	N20/A	KA2BL2601	PVCCON 2R-RX/14 B26 00/V05A AS FR	●	●	○	○	○	○	○	○	●	○	○	○
N	N20/10.0/A	KA2BL3005	PVCCON 2R-RX/14 B30 00/V10A AS FR	●	●	○	○	○	○	○	○	●	○	○	○
N	N20/BW	KA2BL2302	PVCCON 2R-RX/14 B23 00/BW AS FR	●	●	○	○	○	●	●	○	○	○	○	○
N	N20/LG	KA2BL3001	PVCCON 2R-RX/14 B30 00/LG AS FR	●	●	○	○	○	●	●	○	○	○	○	○
N	N20/M	KA2BL5701	PVCCON 2R-RX/14 B57 00/M AS FR	●	●	○	○	○	●	●	○	○	○	○	○
N	N20/K	KA2BL8701	PVCCON 2R-RX/14 B87 00/K AS FR	●	●	○	○	○	●	●	○	○	○	○	○
N	ND20/06.06/A/A	KA2BL3004	PVCCON 2RR/16 B30 V06A/V06A TR FR	○	●	○	○	○	○	○	○	●	○	○	○
N	ND21/06.06/A/A	KA2BL3007	PVCCON 2F/16 B30 V06A/V06A TR FR	○	●	○	○	●	○	○	○	●	○	●	○
D	D10/A	KA2PG2004	PVCCON 2LR/8 PG20 00/V05A	●	●	○	○	○	○	○	○	●	○	○	○
D	DN7/A	KA2BL1803	PVCCON 2LR-FX/7 B18 00/V04A	●	●	○	○	○	○	○	○	●	○	○	○
D	DN8/A	KA2BL1802	PVCCON 2LR/8 B18 00/V04A	●	●	○	○	○	○	○	○	●	○	○	○
D	DN8/A/AS	KA2BL2001	PVCCON 2R/10 B20 00/V05A AS	●	●	○	○	○	○	○	○	●	○	○	○
T	T8/L	KA1BL1602	PVCCON 1RX/6 B16 00/L AS	●	●	○	○	○	●	●	○	○	○	○	○
T	T8/Z	KA1BL1601	PVCCON 1RX/6 B16 00/Z AS	●	●	○	○	○	●	●	○	○	○	○	○
T	T8/E	KA1BL2001	PVCCON 1RX/6 B20 00/E AS	●	●	○	○	○	●	●	○	○	○	○	○
T	T10/Z	KA2BL2503	PVCCON 2F-FX/10 B25 00/Z AS	●	●	○	●	○	●	●	○	○	○	●	○
T	T20/E	KA2BL2505	PVCCON 2F-FX/12 B25 00/E AS	●	●	○	●	○	●	●	○	○	○	●	○
T	T20/L	KA2BL2504	PVCCON 2F-FX/12 B25 00/L AS	●	●	○	●	○	●	●	○	○	○	●	○
T	T20/P	KA2BL3002	PVCCON 2F-FX/12 B30 00/P AS	●	●	○	●	○	●	●	○	○	○	●	○
G	G23/U	KA3AN8401	PVCCON 3R/18 AN84 00/U AS	●	●	○	○	○	●	●	○	○	○	○	○
G	G23/R	KA3AN9501	PVCCON 3R/18 AN95 00/R	●	●	○	○	○	●	●	○	○	○	○	○
B	B10/NR	KC2BL1601	FABCON 2LR/8 B16 U0/U0 AS	●	●	●	○	○	○	○	○	●	●	○	○
B	B21	KC2PG2001	FABCON 2F/12 PG20 U0/U0	●	●	●	●	○	○	○	○	●	●	●	○
B	B30/AG	KC3AG3502	FABCON 3R/15 AG35 V0/U0	●	●	●	●	○	○	○	○	●	●	●	○
B	B31	KC3PG3501	FABCON 3F/14 PG35 U0/U0	●	●	●	●	○	○	○	○	●	●	●	○
V	V23/A	KF2TR2401	POLYCON 2F/16 TR24 00/Y06A AS FA PR	●	●	○	●	○	○	○	○	○	○	●	○
V	V23/Y	KF2TR2801	POLYCON 2F/16 TR28 00/Y AS FA PR	●	●	○	●	○	●	○	○	○	○	●	○
V	V23/05.05/Z	KF2TR3101	POLYCON 2F/16 TR31 Z/Y05 AS FA PR	●	●	○	○	●	○	○	○	○	○	●	○
V	V23/C	KF2TR5501	POLYCON 2F/16 TR55 00/C AS FA PR	●	●	○	●	○	○	○	○	○	○	●	○
V	V33/A	KF3TR3801	POLYCON 3F/20 TR38 00/Y06A AS FA PR	●	●	○	●	○	○	○	○	○	○	●	○
V	PL5	KF1TR1001	POLYCON 1F/3 TR10 Y025/Y025 FA PR	○	○	○	○	○	○	○	○	○	○	○	○
H	H14	KH2WH1401	SILCON 2LR/10 TR14 00/S03 FA	●	●	○	○	○	●	●	○	○	○	●	○
SAM	SAM 025/BN	KG1WH2501	FELTCON 1K/15 W25 00/00 FA	●	●	●	○	○	○	○	○	●	○	○	○
SAM	SAM 025/A	KG1GR2501	FELTCON 1K/15 GR25 00/00 AS	●	●	●	○	○	○	○	○	●	○	○	○
SAM	SAM 040/A	KG1GR4001	FELTCON 1K/17 GR40 00/00 AS	●	●	●	○	○	○	○	○	●	○	○	○
SAM	SAM 055/A	KG1GR5501	FELTCON 1K/17 GR55 00/00 AS	●	●	●	○	○	○	○	○	●	○	○	○
SAM	SAM 025/VR	KG1GN2501	FELTCON 1K/15 GN25 00/00	●	●	●	○	○	○	○	○	●	○	○	○
SAM	SAM 040/VR	KG1GN4001	FELTCON 1K/17 GN40 00/00	●	●	●	○	○	○	○	○	●	○	○	○
SAM	SAM 055/VR	KG1GN5501	FELTCON 1K/17 GN55 00/00	●	●	●	○	○	○	○	○	●	○	○	○
MB		KVMG.MB10	MEGABLUE MB 10	○	○	○	○	○	○	○	○	○	○	○	○
MB		KVMG.MB10K	MEGABLUE MB 10K	○	○	○	○	○	○	○	○	○	○	○	○
MB		KVMG.MB20	MEGABLUE MB 20	○	○	○	○	○	○	○	○	○	○	○	○
MB		KVMG.MB20K	MEGABLUE MB 20K	○	○	○	○	○	○	○	○	○	○	○	○



# CHEMICAL RESISTANCE TABLE

● Resists Chemicals   ◐ Resists Chemicals to a Limited Extent   ○ Doesn't Resist Chemicals   -- Not Checked

PRODUCT	B	D	E	F	G	L	MG	N	P	R	U	V
<b>FOOD PRODUCTS</b>												
Animal oils	●	◐	◐	●	◐	◐	◐	◐	●	●	◐	●
Animals feedstuff	●	●	●	●	●	●	●	●	●	●	●	●
Beer	●	●	●	●	●	●	●	●	●	●	●	●
Bread	●	●	●	●	●	●	●	●	●	●	●	●
Brine	●	●	●	●	●	●	●	●	●	●	●	●
Butter	●	◐	●	●	●	●	●	◐	●	●	●	●
Cinnamon	●	●	●	●	●	●	●	●	●	●	●	●
Cocoa fat	●	○	○	◐	○	○	○	○	●	●	○	◐
Cocoa powder	●	◐	◐	●	◐	◐	◐	◐	●	●	◐	◐
Coffee-bean	●	○	●	●	●	●	●	●	●	●	●	●
Dough	--	●	●	●	●	●	●	●	●	●	●	●
Eggs albumen	●	●	●	●	●	●	●	●	●	●	●	●
Fat cheese	●	○	●	●	●	●	●	●	●	●	●	●
Fish flour	●	○	●	●	●	●	●	●	●	●	●	●
Fowl	●	--	●	●	◐	◐	◐	◐	◐	●	●	●
Fresh cheese	●	●	●	●	◐	◐	◐	◐	●	●	●	●
Fresh fish	●	◐	●	●	◐	◐	◐	◐	●	●	●	●
Fresh tomatoes	●	●	●	●	●	●	●	●	●	●	●	●
Fruit entire	●	●	●	●	●	●	●	●	●	●	●	●
Fruit juice	●	●	●	●	●	●	●	●	●	●	●	●
Fruit pieces	●	●	●	●	●	●	●	●	●	●	●	●
Granulated sugar	●	●	●	●	●	●	●	●	●	●	●	●
Grapes	●	●	●	●	●	●	●	●	●	●	●	●
Jam	●	●	●	●	●	●	●	●	●	●	●	●
Lemon	●	●	●	●	●	●	●	●	●	●	●	●
Margarine	●	○	●	●	◐	◐	◐	◐	●	●	◐	●
Mayonnaise	●	○	●	●	◐	◐	◐	◐	●	●	◐	●
Meat	●	◐	●	●	◐	◐	◐	◐	●	●	◐	●
Medical herbs	●	●	●	●	●	●	●	●	●	●	●	●
Milk	●	○	●	●	●	●	●	●	●	●	●	●
Molasses	●	●	●	●	●	●	●	●	●	●	●	●
Natural jelly	●	●	●	●	●	●	●	●	●	●	●	●
Oleiferous seeds	--	○	●	●	◐	◐	◐	◐	●	--	◐	●
Pepper	●	●	●	●	●	●	●	●	●	●	●	●
Pickled fruit	●	◐	●	●	●	●	●	●	●	●	●	●
Preserves in oil	●	--	◐	●	◐	◐	◐	◐	●	●	◐	◐
Preserves in water	●	◐	◐	●	●	●	●	◐	●	●	◐	●
Rice	●	○	●	●	●	●	●	●	●	●	●	●
Sausages	●	○	●	●	◐	◐	◐	◐	●	●	◐	●
Sea water	●	●	●	●	●	●	●	●	●	●	●	●
Seeds oils	●	○	●	●	◐	◐	◐	◐	●	●	◐	●
Tea leaves	●	○	●	●	●	●	●	●	●	●	●	●
Tobacco	●	●	●	●	●	●	●	●	●	●	●	●
Vinegar	○	◐	●	●	●	●	●	●	●	○	●	●
Water	●	●	●	●	●	●	●	●	●	●	●	●
Wheat	●	○	●	●	●	●	●	●	●	●	●	●
Yeast	●	●	●	●	●	●	●	●	●	●	●	●

# CHEMICAL RESISTANCE TABLE

● Resists Chemicals   ○ Resists Chemicals to a Limited Extent   ◐ Doesn't Resist Chemicals   -- Not Checked

PRODUCT	B	D	E	F	G	L	MG	N	P	R	U	V
<b>DETERGENTS</b>												
Liquid detergents	○	○	●	●	●	●	●	●	●	○	●	●
Naphtenic acid	○	○	○	○	○	○	○	○	◐	○	○	
Potassium carbonate lye 10%	--	○	●	●	●	●	●	●	○	--	●	●
Potassium carbonate lye 50%	--	○	●	●	●	●	●	●	○	--	●	◐
Shampoo - liquid	●	●	●	●	●	●	●	●	●	●	●	●
Soap	●	◐	●	●	●	●	●	●	●	●	●	●
Sodium hypochlorite	●	●	●	●	●	●	●	●	●	●	●	●
Sodium phosphate	●	●	●	●	●	●	●	●	●	●	●	●
Synthetic detergents	○	○	●	●	●	●	●	●	●	○	●	●
<b>OILY PRODUCTS AND LUBRICANTS</b>												
Asphalt	●	○	●	●	◐	◐	◐	◐	◐	●	●	◐
Castor oil	●	○	●	●	◐	◐	◐	◐	●	●	◐	●
Coconut oil	●	○	●	●	◐	◐	◐	◐	●	●	◐	●
Diesel oil	●	○	●	●	◐	◐	◐	◐	●	●	◐	●
Fuel mixture	●	○	●	●	●	●	●	●	●	●	●	◐
Glycerin	●	●	●	●	●	●	●	●	●	●	●	●
Kerosene	--	◐	●	●	◐	◐	◐	●	●	--	◐	◐
Lanolin	●	○	●	●	◐	◐	◐	◐	●	●	◐	●
Linseed oil	●	○	●	●	◐	◐	◐	◐	●	●	◐	●
Mineral oil	●	○	●	●	●	●	●	●	●	●	●	●
Naphtha	○	●	●	●	◐	◐	◐	●	●	○	●	◐
Paraffin	●	○	●	●	●	●	●	●	●	●	●	●
Petrol	●	○	●	●	◐	◐	◐	◐	●	●	◐	◐
Petroleum	●	○	●	●	◐	◐	◐	◐	●	●	◐	●
Silicone oil	●	○	●	●	●	●	●	●	●	●	●	●
Tallow	●	○	●	●	◐	◐	◐	◐	●	●	◐	●
Vaseline	●	○	●	●	●	●	●	●	●	●	●	●
<b>ALCOHOLIC SUBSTANCES</b>												
Butyl alcohol	--	◐	◐	◐	◐	◐	◐	◐	○	--	◐	◐
Denatured alcohol	--	○	●	●	◐	◐	◐	◐	●	--	◐	◐
Ethyl alcohol 10%	○	◐	◐	◐	◐	◐	◐	◐	●	○	◐	●
Methyl alcohol	○	◐	●	●	◐	◐	◐	◐	●	○	◐	●
Propylic alcohol	--	◐	◐	◐	◐	◐	◐	◐	●	--	◐	●
Scent essence	--	◐	◐	◐	◐	◐	◐	◐	●	--	◐	●
Spirits	●	●	●	●	◐	◐	◐	●	●	●	◐	●
Wine	●	●	●	●	●	●	●	●	●	●	●	●
<b>PAINTS AND SOLVENTS</b>												
Acetone	○	○	○	○	○	○	○	○	○	○	○	●
Amilacetate	--	○	○	○	○	○	○	○	●	--	○	◐
Aniline	○	○	◐	◐	◐	◐	◐	◐	◐	○	◐	◐
Benzol	○	○	○	○	○	○	○	○	◐	○	○	◐
Boiled linseed oil	●	○	●	●	◐	◐	◐	◐	●	●	◐	●
Carbon Tetrachloride	◐	○	○	○	○	○	○	○	◐	◐	○	○
Chloroform	○	○	○	○	○	○	○	○	○	○	○	○
Colophony	--	●	◐	●	◐	◐	◐	◐	●	--	◐	◐
Cyclohexane	○	○	○	○	○	○	○	○	○	○	○	◐
Ether	○	○	○	○	○	○	○	○	○	○	○	○
Ethyl acetate	○	○	○	○	○	○	○	○	○	○	○	○

# CHEMICAL RESISTANCE TABLE

● Resists Chemicals   ● Resists Chemicals to a Limited Extent   ○ Doesn't Resist Chemicals   -- Not Checked

PRODUCT	B	D	E	F	G	L	MG	N	P	R	U	V
<b>PAINTS AND SOLVENT</b>												
Furfural	--	●	--	--	--	--	--	--	●	--	--	--
Heptane	●	○	●	●	●	●	●	●	●	●	●	●
Hexane	●	○	●	●	●	●	●	●	●	●	●	●
Iso-octane	●	○	●	●	●	●	●	●	●	●	●	●
Phenol	●	○	●	●	●	●	●	●	●	●	●	●
Printing ink	●	●	●	●	●	●	●	●	●	●	●	●
Styrene	--	○	○	○	○	○	○	○	○	--	○	○
Tetrachloroethylene	○	○	○	○	○	○	○	○	○	○	○	○
Tetrahydrofuran	○	○	○	○	○	○	○	○	○	○	○	○
Toluene	○	○	○	○	○	○	○	○	○	○	○	○
Trichloroethylene	○	○	○	○	--	--	--	○	○	○	○	○
Turpentine	●	●	●	●	--	--	--	●	●	●	●	--
Turpentine oil	●	○	●	●	●	●	●	●	●	●	●	●
Xilol	--	○	○	○	○	○	○	○	○	--	○	○
<b>VARIOUS CHEMICAL PRODUCTS</b>												
Acetic acid	○	●	●	●	●	●	●	●	○	○	●	●
Acetic aldehyde	--	○	●	●	●	●	●	●	●	--	●	●
Albumin	--	●	●	●	●	●	●	●	●	--	●	●
Aluminum carbonate	●	●	●	●	●	●	●	●	●	●	●	●
Aluminum sulphate	●	●	●	●	●	●	●	●	●	●	●	●
Ammonium sulphate	●	●	●	●	●	●	●	●	●	●	●	●
Ammonium persulphate	●	●	●	●	●	●	●	●	●	●	●	●
Ammonium phosphate	●	●	●	●	●	●	●	●	●	●	●	--
Aniline	○	○	●	●	●	●	●	●	●	○	●	●
Animal excrements	--	●	●	●	--	--	--	●	●	--	●	●
Barium chloride	●	●	●	●	●	●	●	●	●	●	●	●
Barium carbonate	●	●	●	●	●	●	●	●	●	●	●	●
Barium hydrate saturated sln.	●	●	●	●	●	●	●	●	●	●	●	●
Barium salts	●	●	●	●	●	●	●	●	●	●	●	●
Benzoic acid	●	●	●	●	●	●	●	●	●	●	●	●
Blasting powder	--	●	●	●	●	●	●	●	●	--	●	●
Borax	●	●	●	●	●	●	●	●	●	●	●	●
Boric acid conc.	●	●	●	●	●	●	●	●	●	●	●	●
Boric acid solution	●	●	●	●	●	●	●	●	●	●	●	●
Buthane liquid	--	○	●	●	●	●	●	●	●	--	●	●
Calcium chloride	●	●	●	●	●	●	●	●	●	●	●	●
Calcium carbonate	--	●	●	●	●	●	●	●	●	--	●	●
Calcium hydrate saturated solution	●	●	●	●	●	●	●	●	●	●	●	●
Calcium nitrate	●	●	●	●	●	●	●	●	●	●	●	●
Calcium sulphate	●	●	●	●	●	●	●	●	●	●	●	●
Caustic soda solution 10%	○	●	●	●	●	●	●	●	●	○	●	●
Caustic soda solution 45%	○	●	●	●	●	●	●	●	●	○	●	●
Chlorine	○	○	○	○	○	○	○	○	○	○	○	○
Chrome	●	●	●	●	●	●	●	●	●	●	●	○
Chromic acid	○	○	○	○	○	○	○	○	○	○	○	○
Citric acid	○	●	●	●	●	●	●	●	●	○	●	●
Copper chloride	●	●	●	●	●	●	●	●	●	●	●	●
Copper sulphate	●	●	●	●	●	●	●	●	●	●	●	●

# CHEMICAL RESISTANCE TABLE

● Resists Chemicals   ◐ Resists Chemicals to a Limited Extent   ○ Doesn't Resist Chemicals   -- Not Checked

PRODUCT	B	D	E	F	G	L	MG	N	P	R	U	V
<b>VARIOUS CHEMICAL PRODUCTS</b>												
Cresol	◐	◐	◐	◐	◐	◐	◐	◐	◐	◐	◐	◐
Dextrose	●	●	●	●	●	●	●	●	●	●	●	●
Dibutyl-phthalate	◐	○	○	○	○	○	○	○	◐	◐	○	◐
Ethyl chloride	○	○	○	○	○	○	○	○	○	○	○	○
Ethylene glycol	--	●	●	●	●	●	●	●	●	--	●	●
Ferric chloride	●	●	●	●	●	●	●	●	●	●	●	●
Ferric nitrate	●	●	●	●	●	●	●	●	●	●	●	●
Formaldehyde	●	○	◐	◐	◐	◐	◐	◐	●	●	◐	◐
Formalin	●	○	◐	◐	◐	◐	◐	◐	●	●	◐	●
Formic acid 10%	○	●	●	●	●	●	●	●	○	○	●	●
Glucose	●	●	●	●	●	●	●	●	●	●	●	●
Hydrobromic acid 50%	○	--	--	--	--	--	--	--	--	○	--	--
Hydrofluoric acid 30%	○	--	--	--	--	--	--	--	--	○	--	●
Hydrogen peroxide 30%	--	◐	●	●	●	●	●	●	◐		●	●
Ink	●	●	●	●	●	●	●	●	●	●	●	●
Lactic acid	◐	○	●	●	◐	◐	◐	◐	●	◐	◐	◐
Magnesium carbonate	●	●	●	●	●	●	●	●	●	●	●	●
Magnesium hydrate saturated solution	●	●	●	●	●	●	●	●	●	●	●	●
Magnesium salts	●	●	●	●	●	●	●	●	●	●	●	●
Magnesium sulphate	●	●	●	●	●	●	●	●	●	●	●	●
Manure	--	●		●	--	--	--	--	●	--	◐	●
Mercury	●	●	●	●	●	●	●	●	●	●	●	●
Mercury chloride	●	●	●	●	●	●	●	●	●	●	●	●
Methyl chloride	○	○	○	○	○	○	○	○	○	○	○	○
Methylene chloride	○	○	○	○	○	○	○	○	○	○	○	○
Muriatic acid 10%	--	◐	◐	●	--	--	--	◐	◐	--	◐	●
Naphthalene	◐	○	○	○	○	○	○	○	◐	◐	○	◐
Nickel nitrate	○	●	●	●	●	●	●	●	●	○	●	●
Nitric acid 30-50%	◐	◐	◐	◐	◐	◐	◐	◐	○	◐	◐	◐
Organic fertilizer	●	●	●	●	●	●	●	●	●	●	●	●
Ossalic acid saturated solution	●	●	●	●	●	●	●	●	●	●	●	●
Ozone	●	◐	◐	◐	◐	◐	◐	◐	●	●	◐	◐
Phenol	◐	○	◐	◐	◐	◐	◐	◐	◐	◐	◐	◐
Phosphoric acid 10%	●	●	●	●	●	●	●	●	●	●	●	●
Potassium chloride	●	●	●	●	●	●	●	●	●	●	●	●
Potassium sulphate	●	●	●	●	●	●	●	●	●	●	●	●
Potassium bicarbonate	●	●	●	●	●	●	●	●	●	●	●	●
Potassium bichromate 40%	●	●	●	●	●	●	●	●	●	●	●	●
Potassium carbonate	●	●	●	●	●	●	●	●	●	●	●	●
Potassium nitrate	●	●	●	●	●	●	●	●	●	●	●	●
Potassium permanganate	●	●	●	●	●	●	●	●	●	●	●	●
Potassium persulphate	●	●	●	●	●	●	●	●	●	●	●	●
Propane	●	○	●	●	●	●	●	●	●	●	●	●
Propylene glycol	--	●	●	●	●	●	●	●	●	--	●	●
Rubber compound	--	●	◐	◐	--	--	--	◐	●	--	●	--
Rock salt	●	●	●	●	●	●	●	●	●	●	●	●
Sodic phosphate	--	●	●	●	●	●	●	●	●	--	●	●
Sodium bicarbonate	●	●	●	●	●	●	●	●	●	●	●	●

# CHEMICAL RESISTANCE TABLE

● Resists Chemicals   ◐ Resists Chemicals to a Limited Extent   ○ Doesn't Resist Chemicals   -- Not Checked

PRODUCT	B	D	E	F	G	L	MG	N	P	R	U	V
<b>VARIOUS CHEMICAL PRODUCTS</b>												
Sodium bisulphate	●	●	●	●	●	●	●	●	●	●	●	●
Sodium borate	●	●	●	●	●	●	●	●	●	●	●	●
Sodium carbonate	●	●	●	●	●	●	●	●	●	●	●	●
Sodium chlorate	●	●	●	●	●	●	●	●	●	●	●	●
Sodium chloride	●	●	●	●	●	●	●	●	●	●	●	●
Sodium nitrate	●	●	●	●	●	●	●	●	●	●	●	●
Sodium perborate	●	●	●	●	●	●	●	●	●	●	●	●
Sodium sulphate	●	●	●	●	●	●	●	●	●	●	●	●
Starch	●	●	●	●	●	●	●	●	●	●	●	●
Stearic acid	●	●	●	●	●	●	●	●	●	●	●	●
Sulphates	--	●	●	●	●	●	●	●	●	--	●	●
Sulphur	●	●	●	●	●	●	●	●	●	●	●	●
Sulphuric acid 10%	◐	◐	◐	◐	◐	◐	◐	◐	○	◐	◐	●
Tanned skins	--	◐	●	●	◐	◐	◐	●	●	--	◐	●
Urea	●	●	●	●	●	●	●	●	●	●	●	●
Vinyl acetate solution	--	◐	◐	●	--	--	--	◐	●	--	●	--
Zinc sulphate	●	●	●	●	●	●	●	●	●	●	●	●

**BELARUS**

**Minsk**  
Phone +375 17 2802486  
Info.by@megadynegroup.com

**BRASIL**

**Sorocaba**  
Phone +55 15 2101 7700  
Info.br@megadynegroup.com

**CANADA**

**Edmonton**  
Phone: +1 780 461 4400  
Info.ca@megadynegroup.com

**Montreal**

Phone: +1 514 31 2341  
Info.ca@megadynegroup.com

**Toronto**

Phone: +1 905 602 4400  
Info.ca@megadynegroup.com

**CHINA**

**Beijing**  
Phone +86 10 8150 7478  
info.cn@megadynegroup.com

**Foshan**

Phone +86 757 83815530  
info.cn@megadynegroup.com

**Fujian**

Phone +86 595 8816 0309  
info.cn@megadynegroup.com

**Ningbo\***

Phone +86 574 8650 2886  
info.cn@megadynegroup.com

**Qingdao\***

Phone +86 532 8765 2117  
info.cn@megadynegroup.com

**Shanghai**

Phone +86 21 5447 1473  
info.cn@megadynegroup.com

**Shenyang**

Phone +86 24 2572 3238  
info.cn@megadynegroup.com

**COLOMBIA**

**Bogotá**  
Phone: 011 57 669 3604.  
Info.co@megadynegroup.com

**Cartagena**

Phone: 011 57 313 501 5397  
Info.co@megadynegroup.com

**CZECH REPUBLIC**

**Prague**  
Phone +420 2 8481 7181  
Info.cz@megadynegroup.com

**FRANCE**

**Paris**  
Phone +33 1 6079 8200  
info.fr@megadynegroup.com

**St. Jean De Maurienne\***

info.fr@megadynegroup.com

**GERMANY**

**Borchen**  
Phone +49 5251 8735 0  
info.de@megadynegroup.com

**Elchingen\***

info.de@megadynegroup.com

**HUNGARY**

**Budapest**  
Phone +36 23 428 628  
info.hu@megadynegroup.com

**INDIA**

**Chennai\***  
Phone +91 98841 81175  
info.in@megadynegroup.com

**ISRAEL**

**Caesarea**  
Phone +972 4 6371485  
sales@megabelt.co.il

**ITALY**

**Turin\***  
Phone +39 011 926 8052  
info@megadynegroup.com

**Milan\***

Phone +39 039 689 601  
info.it@megadynegroup.com

**Pescara**

Phone +39 085 9700547  
info.it@megadynegroup.com

**Venice**

Phone: +39 041 929 367  
info.it@megadynegroup.com

**MEXICO**

**Mexico C.P.**  
Phone +52 55 5587 3680  
info.mx@megadynegroup.com

**PERU**

**Lima**  
Phone +51 995 866 561  
info.pe@megadynegroup.com

**POLAND**

**Bydgoszcz\***  
Phone +48 52 348 77 12  
info.pl@megadynegroup.com

**SOUTH AFRICA**

**Johannesburg**  
Phone +27 (0)12 661 1652  
info.za@megadynegroup.com

**Cape Town**

Phone +27 (0)21 9820772  
info.za@megadynegroup.com

**SPAIN**

**Barcelona\***  
Phone + 34 933 774 441  
www.avetm.com

**Vilanova\***

Phone +34 93 811 5450  
info.es@megadynegroup.com

**SWEDEN**

**Kristianstad**  
Phone +46 10 1309600  
info.se@megadynegroup.com

**THAILAND**

**Bangkok**  
Phone: +66 (0) 27115477  
info.th@megadynegroup.com

**TURKEY**

**Izmir\***  
Phone +90 232 877 07 00  
info.tr@megadynegroup.com

**U.K.**

**Birmingham**  
Phone: +44 1384 215 021  
info.uk@megadynegroup.com

**U.S.A**

**California**  
Phone +1 323 265 8061  
info.us@megadynegroup.com

**Florida**

Phone +1 813 241 4111  
info.us@megadynegroup.com

**Georgia\***

info.us@megadynegroup.com

**Illinois**

Phone: +1630 752 0600  
info.us@megadynegroup.com

**New Jersey Americas HQ**

Phone +1 973 227 4904  
info.us@megadynegroup.com

**New York\***

Phone +1 716 667-7450  
info.us@megadynegroup.com

**North Carolina\***

info.us@megadynegroup.com

**Oregon**

Phone +1 888 231 7224  
info.us@megadynegroup.com

**Texas**

Phone +1 972 438 6992  
info.us@megadynegroup.com

**HEADQUARTERS**

**ITALY Turin**  
Via S. Lucia, 114  
10075 Mathi (Torino)  
Phone +39 011 926 8052  
info@megadynegroup.com

[www.megadynegroup.com](http://www.megadynegroup.com)

